

## Excellent Integrated System Limited

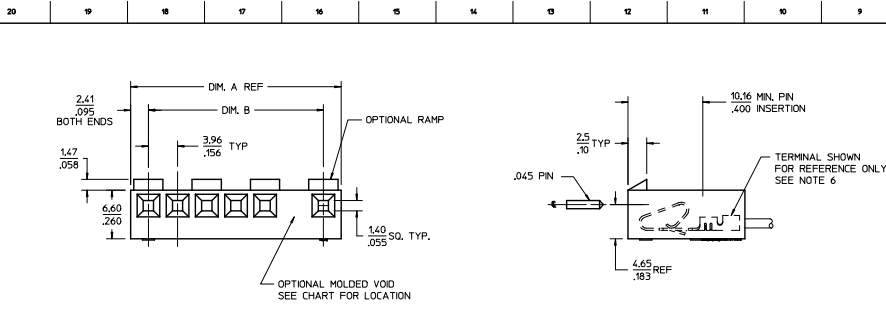
Stocking Distributor

Click to view price, real time Inventory, Delivery & Lifecycle Information:

[Molex Connector Corporation](#)  
[0009508151](#)

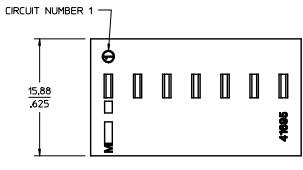
For any questions, you can email us directly:

[sales@integrated-circuit.com](mailto:sales@integrated-circuit.com)

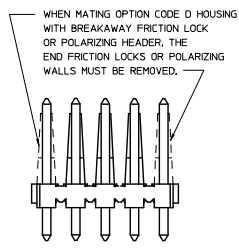
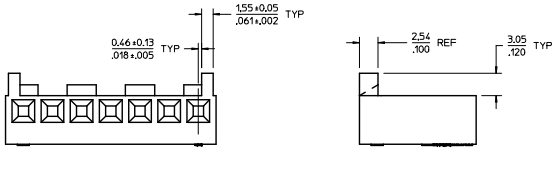


- NOTES:
1. MATERIAL: N - GLASS FILLED POLYESTER, UL94V-0, MOLDED NATURAL
  2. FINISH: SEE TERMINAL DRAWINGS
  3. PRODUCT SPECIFICATION: PS-08-50, PS-40-02, AND PS-45570-001
  4. PACKAGING INFORMATION: SEE LEGEND
  5. MATES WITH (3.96)/.156 CENTER HEADERS AND (1.14)/.045 SQUARE OR ROUND PINS
  6. HOUSING ACCEPTS STANDARD TERMINAL NOS.:  
2478 (18-24 AWG) WITH (2.79)/.110 MAX. INSULATION DIA.  
2578 (22-26 AWG) WITH (1.65)/.065 MAX. INSULATION DIA. OR TRIFURCON TERMINAL NOS.:  
6838 (18-24 AWG) WITH (2.79)/.110 MAX. INSULATION DIA.  
7258 (22-26 AWG) WITH (1.65)/.065 MAX. INSULATION DIA. OR MARK: TERMINAL NO.  
45570 (18-20 AWG) WITH (3.12)/.123 MAX. INSULATION DIA.
  7. BOW (0.06 MM/M) / .006 IN/IN.
  8. (0.13)/.005 MAX. FLASH ALLOWED ALONG DIMENSION B AND IN LOCKING WINDOW.
  9. THIS PART CONFORMS TO CLASS B REQUIREMENTS OF COSMETIC SPECIFICATION PS-45499-002.
  10. ALL 7-15 CIRCUIT PARTS AND 2-6 CIRCUIT PARTS MANUFACTURED BEFORE 9/21/2013 HAVE GEOMETRY ON THIS SHEET. SEE SHEET 2 FOR 2-6 CIRCUIT PARTS MANUFACTURED AFTER 9/21/2013.

NO. OF CKTS	DIM. A	DIM. B
2	(8.79)	(3.96)(.05)
	.346	.56(.002)
3	(12.75)	(7.92)(.08)
	.502	.815(.003)
4	(16.71)	(11.89)(.08)
	.656	.468(.003)
5	(20.67)	(15.85)(.08)
	.810	.624(.003)
6	(24.64)	(19.81)(.10)
	.970	.780(.004)
7	(28.60)	(23.77)(.10)
	1.126	.936(.004)
8	(32.56)	(27.74)(.10)
	1.282	1.092(.004)
9	(36.53)	(31.70)(.10)
	1.438	1.248(.004)
10	(40.49)	(35.66)(.10)
	1.594	1.404(.006)
11	(44.45)	(39.62)(.10)
	1.750	1.560(.006)
12	(48.41)	(43.59)(.10)
	1.906	1.716(.006)
13	(52.37)	(47.55)(.10)
	2.062	1.872(.006)
14	(56.34)	(51.51)(.10)
	2.218	2.028(.007)
15	(60.30)	(55.47)(.10)
	2.374	2.184(.007)



**OPTION CODE D**  
RAMP WITH POLARIZING RIBS



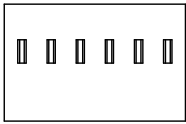
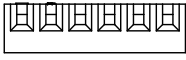
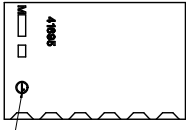
41695 - \* - \* N - ##  
MATERIAL CODE  
N = MOLDED NATURAL

OPTION CODE	RAMP	POLARIZING RIBS	PACKAGING
A	NO	NO	BULK PER PK-41695-001
B	YES	NO	BULK PER PK-41695-001
D	YES	YES	BULK PER PK-41695-001

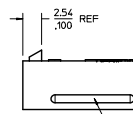
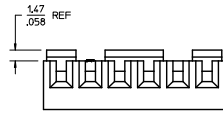
VOID CODE  
BLANK-NO VOIDS  
NO-NO, CORRESPONDS TO CKT. NO. VOIDED  
MULT. VOIDS-START WITH 51  
NO. OF CKTS.

ADD. ALT. GEOMETRY EC NO. IEP2012-2879 K DRINKWIPPER 2012/10/25 CHOBANDERSON 2012/10/26 APPROVED IN 2013/10/04 DATE	QUALITY SYMBOLS ∇=0 ∇=0 ∇=0	GENERAL TOLERANCES (UNLESS SPECIFIED) mm INCH 4 PLACES ±.005 ±.0002 3 PLACES ±.013 ±.0005 2 PLACES ±.025 ±.0010 1 PLACE ±.050 ±.0020 0 PLACE ±.127 ±.0050	DIMENSION STYLE MM ONLY DRAWN BY DATE MK HPPER 2012/10/25 CHECKED BY DATE BANDERSON 2012/10/26 APPROVED BY DATE FSMITH 2013/10/04	SCALE 4:1 DESIGN UNITS METRIC THIRD ANGLE PROJECTION	TITLE KK (3.96)/.156 CRIMP TERMINAL HOUSING SD-41695	SHEET NO. 1 OF 2	
	DRAFT WHERE APPLICABLE MUST REMAIN WITHIN DIMENSIONS		MATERIAL NO. SEE CHART		DOCUMENT NO. SD-41695	SEE CHART	
	THIS DRAWING CONTAINS INFORMATION THAT IS PROPRIETARY TO MOLEX INCORPORATED AND SHOULD NOT BE USED WITHOUT WRITTEN PERMISSION						
	MOLEX						

OPTION CODE A



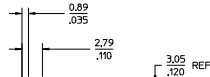
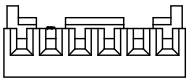
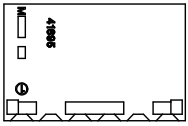
OPTION CODE B



GROOVE MAY BE PRESENT (BOTH SIDES)



OPTION CODE D



GROOVE MAY BE PRESENT (BOTH SIDES)

41695-N-AN**		
PART NO.	ENG. NO.	VOIDS
NOT AVAILABLE		
09-50-8020	41695-N-A2	
09-50-8030	41695-N-A3	
09-50-8040	41695-N-A4	
09-50-8050	41695-N-A5	
09-50-8060	41695-N-A6	
09-50-8070	41695-N-A7	
09-50-8080	41695-N-A8	
09-50-8090	41695-N-A9	
09-50-8100	41695-N-A10	
09-50-8110	41695-N-A11	
09-50-8120	41695-N-A12	
09-50-9085	41695-N-A8-2	2
41695-0001	41695-N-A6-3	3
41695-0002	41695-N-A5-4	4

41695-N-BN**		
PART NO.	ENG. NO.	VOIDS
NOT AVAILABLE		
09-50-8021	41695-N-B2	
09-50-8031	41695-N-B3	
09-50-8041	41695-N-B4	
09-50-8051	41695-N-B5	
09-50-8061	41695-N-B6	
09-50-8071	41695-N-B7	
09-50-8081	41695-N-B8	
09-50-8091	41695-N-B9	
09-50-8101	41695-N-B10	
09-50-8111	41695-N-B11	
09-50-8121	41695-N-B12	
09-50-8131	41695-N-B13	
09-50-8141	41695-N-B14	
09-50-8151	41695-N-B15	
09-50-9030	41695-N-B5-2	2
	41695-N-B4-2	2
	41695-N-B5-2	2
	41695-N-B9-2	2
	41695-N-B11-2	2
09-50-9121	41695-N-B12-2	2
	41695-N-B14-2	2
09-50-9150	41695-N-B15-14	14
09-50-9060	41695-N-B6-5	5
09-50-9070	41695-N-B7-6	6
09-50-9071	41695-N-B7-2	2
09-50-9040	41695-N-B4-3	3
09-50-9090	41695-N-B9-7	7
	41695-N-B14-13	13
09-50-9136	41695-N-B13-5	5
09-50-9137	41695-N-B13-8	8
09-50-9051	41695-N-B5-1	2,4
09-50-9061	41695-N-B6-3	3
09-50-9080	41695-N-B8-2	2

41695-N-DN**		
PART NO.	ENG. NO.	VOIDS
NOT AVAILABLE		
09-50-8023	41695-N-D3	
09-50-8033	41695-N-D3	
09-50-8043	41695-N-D4	
09-50-8053	41695-N-D5	
09-50-8063	41695-N-D6	
09-50-8073	41695-N-D7	
09-50-8083	41695-N-D8	
09-50-8093	41695-N-D9	
09-50-8103	41695-N-D10	
09-50-8113	41695-N-D11	
09-50-8123	41695-N-D12	
09-50-8133	41695-N-D13	
09-50-8143	41695-N-D14	
09-50-8153	41695-N-D15	
09-50-9053	41695-N-D5-12	12
09-50-9094	41695-N-D9-3	3
09-50-9033	41695-N-D3-2	2
09-50-9043	41695-N-D4-2	2
09-50-9063	41695-N-D6-2	2
09-50-9073	41695-N-D7-2	2
09-50-9044	41695-N-D4-3	3
41695-0003	41695-N-D07-5	5

NOTES:  
1. 2-6. CIRCUIT PARTS MANUFACTURED AFTER 9/21/2013  
HAVE GEOMETRY ON THIS SHEET. SEE SHEET 1  
FOR 7-15. CIRCUIT PARTS AND 2-4. CIRCUIT PARTS  
MANUFACTURED PRIOR TO 9/21/2013.

ADD. ALT. GEOMETRY EC NO. UEP202-2829 DRAWN/KIPPER 2012/10/25 CHK/ANDERSON 2012/10/26 APPR/SMITH 2013/10/04 DATE	QUALITY SYMBOL	GENERAL TOLERANCES (UNLESS SPECIFIED)	DIMENSION STYLE	SCALE	DESIGN UNITS	THIRD ANGLE PROJECTION
	∇=0	4 PLACES ±.005	MM ONLY	4:1	METRIC	
	∇=0	3 PLACES ±.013	DRAWN BY	TITLE		
	∇=0	1 PLACE ±.025	DATE	KK (3.96)/156 CRIMP TERMINAL HOUSING		
	ANGULAR ±1/2°	DRAFT WHERE APPLICABLE MUST REMAIN WITHIN DIMENSIONS	CHECKED BY	DOCUMENT NO.		
			DATE	SD-41695		
			APPROVED BY	SHEET NO.		
			DATE	2 OF 2		
			MATERIAL NO.	SEE CHART		
			DATE	THIS DRAWING CONTAINS INFORMATION THAT IS PROPRIETARY TO MOLEX INCORPORATED AND SHOULD NOT BE USED WITHOUT WRITTEN PERMISSION		