

## Excellent Integrated System Limited

Stocking Distributor

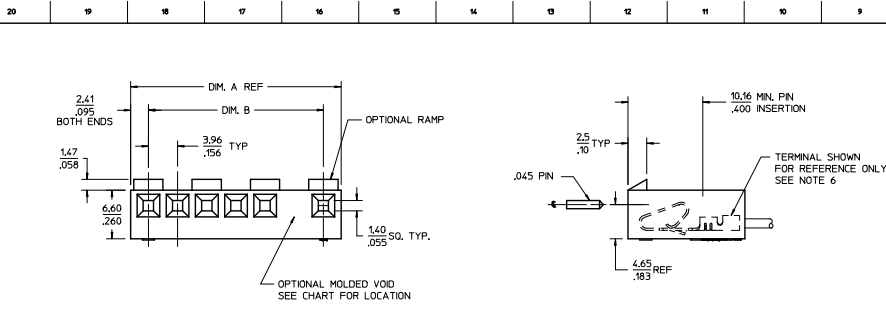
Click to view price, real time Inventory, Delivery & Lifecycle Information:

[Molex Connector Corporation](#)

[0009509071](#)

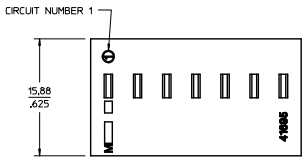
For any questions, you can email us directly:

[sales@integrated-circuit.com](mailto:sales@integrated-circuit.com)

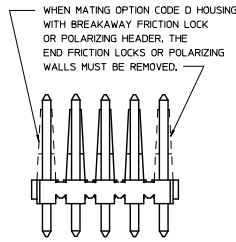
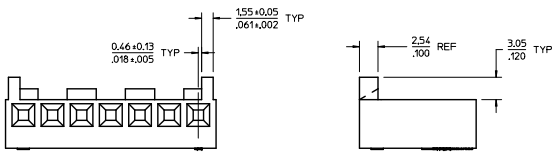


- NOTES:
1. MATERIAL: N - GLASS FILLED POLYESTER, UL94V-0, MOLDED NATURAL
  2. FINISH: SEE TERMINAL DRAWINGS
  3. PRODUCT SPECIFICATION: PS-08-50, PS-40-02, AND PS-45570-001
  4. PACKAGING INFORMATION: SEE LEGEND
  5. MATES WITH (3.96)/.156 CENTER HEADERS AND (1.14)/.045 SQUARE OR ROUND PINS
  6. HOUSING ACCEPTS STANDARD TERMINAL NOS.:  
2478 (18-24 AWG) WITH (2.79)/.110 MAX. INSULATION DIA.  
2578 (22-26 AWG) WITH (1.65)/.065 MAX. INSULATION DIA. OR TRIFURCON TERMINAL NOS.:  
6838 (18-24 AWG) WITH (2.79)/.110 MAX. INSULATION DIA.  
7258 (22-26 AWG) WITH (1.65)/.065 MAX. INSULATION DIA. OR MARK: TERMINAL NO.  
45570 (18-20 AWG) WITH (3.12)/.123 MAX. INSULATION DIA.
  7. BOW (0.06 MM/M) / .006 IN/IN.
  8. (0.13)/.005 MAX. FLASH ALLOWED ALONG DIMENSION B AND IN LOCKING WINDOW.
  9. THIS PART CONFORMS TO CLASS B REQUIREMENTS OF COSMETIC SPECIFICATION PS-45499-002.
  10. ALL 7-14 CIRCUIT PARTS AND 2-6 CIRCUIT PARTS MANUFACTURED BEFORE 9/21/2013 HAVE GEOMETRY ON THIS SHEET. SEE SHEET 2 FOR 2-6 CIRCUIT PARTS MANUFACTURED AFTER 9/21/2013.

NO. OF CKTS	DIM. A	DIM. B
2	(8.79)	(3.96)(.05)
	.346	.56(.002)
3	(12.75)	(7.92)(.08)
	.502	.815(.003)
4	(16.71)	(11.89)(.08)
	.656	.468(.003)
5	(20.67)	(15.85)(.08)
	.814	.624(.003)
6	(24.64)	(19.81)(.10)
	.970	.780(.004)
7	(28.60)	(23.77)(.10)
	1.126	.936(.004)
8	(32.56)	(27.74)(.10)
	1.282	1.094(.004)
9	(36.53)	(31.70)(.10)
	1.438	1.248(.004)
10	(40.49)	(35.66)(.10)
	1.594	1.404(.006)
11	(44.45)	(39.62)(.10)
	1.750	1.560(.006)
12	(48.41)	(43.59)(.10)
	1.906	1.716(.006)
13	(52.37)	(47.55)(.10)
	2.062	1.872(.006)
14	(56.34)	(51.51)(.10)
	2.218	2.028(.007)



**OPTION CODE D**  
RAMP WITH POLARIZING RIBS



41695 - \* - \* N - ##

MATERIAL CODE  
N = MOLDED NATURAL

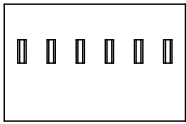
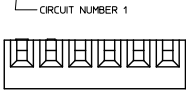
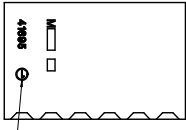
OPTION CODE	RAMP	POLARIZING RIBS	PACKAGING
A	NO	NO	BULK PER PK-41695-001
B	YES	NO	BULK PER PK-41695-001
D	YES	YES	BULK PER PK-41695-001

VOID CODE  
BLANK-NO VOIDS  
NO-NO, CORRESPONDS TO CKT. NO. VOIDED  
MULT. VOIDS-START WITH 51

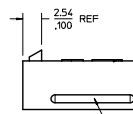
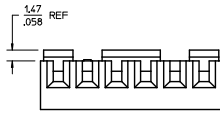
NO. OF CKTS.

<b>LORETT ENGRAVING</b> REC. NO. LEP27015-04-20 KZ DOWNLOAD: 20/07/19 CHECKED BY: MK HPPER APPROVED BY: ANDERSON APPROVED DATE: 20/07/19	QUALITY SYMBOLS ∇=0 ∇=0 ∇=0	GENERAL TOLERANCES (UNLESS SPECIFIED) mm INCH 4 PLACES ±.15 ±.006 3 PLACES ±.13 ±.005 2 PLACES ±.10 ±.004 1 PLACE ±.08 ±.003 0 PLACE ±.05 ±.002	DIMENSION STYLE MM ONLY DRAWN BY: MK HPPER DATE: 2012/10/25 CHECKED BY: ANDERSON DATE: 2012/10/26 APPROVED BY: FSMITH DATE: 2013/10/04	SCALE 4:1 DESIGN UNITS METRIC THIRD ANGLE PROJECTION	TITLE KK (3.96)/.156 CRIMP TERMINAL HOUSING SD-41695 SHEET NO. 1 OF 2
	MATERIAL NO. SEE CHART DRAFT WHERE APPLICABLE MUST REMAIN WITHIN DIMENSIONS SIZE D THIS DRAWING CONTAINS INFORMATION THAT IS PROPRIETARY TO MOLEX INCORPORATED AND SHOULD NOT BE USED WITHOUT WRITTEN PERMISSION				
	DOCUMENT NO. SD-41695				
	MOLEX				

OPTION CODE A

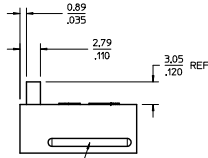
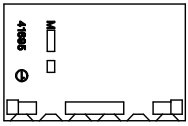


OPTION CODE B



GROOVE MAY BE PRESENT (BOTH SIDES)

OPTION CODE D



GROOVE MAY BE PRESENT (BOTH SIDES)

NOTES:

1. 2-6. CIRCUIT PARTS MANUFACTURED AFTER 9/21/2013 HAVE GEOMETRY ON THIS SHEET. SEE SHEET 1 FOR 7-14. CIRCUIT PARTS AND 2-4. CIRCUIT PARTS MANUFACTURED PRIOR TO 9/21/2013.

41695-N-AN**		
PART NO.	ENG. NO.	VOIDS
09-50-8020	41695-N-A2	
09-50-8030	41695-N-A3	
09-50-8040	41695-N-A4	
09-50-8050	41695-N-A5	
09-50-8060	41695-N-A6	
09-50-8070	41695-N-A7	
09-50-8080	41695-N-A8	
09-50-8090	41695-N-A9	
09-50-8100	41695-N-A10	
09-50-8110	41695-N-A11	
09-50-8120	41695-N-A12	
41695-0001	41695-N-A6-3	3
41695-0002	41695-N-A5-4	4

41695-N-BN**		
PART NO.	ENG. NO.	VOIDS
09-50-8021	41695-N-B2	
09-50-8031	41695-N-B3	
09-50-8041	41695-N-B4	
09-50-8051	41695-N-B5	
09-50-8061	41695-N-B6	
09-50-8071	41695-N-B7	
09-50-8081	41695-N-B8	
09-50-8091	41695-N-B9	
09-50-8101	41695-N-B10	
09-50-8111	41695-N-B11	
09-50-8121	41695-N-B12	
09-50-8131	41695-N-B13	
09-50-8141	41695-N-B14	
09-50-9030	41695-N-B3-2	2
	41695-N-B4-2	2
	41695-N-B5-2	2
	41695-N-B6-2	2
	41695-N-B7-2	2
	41695-N-B8-2	2
	41695-N-B9-2	2
	41695-N-B10-2	2
	41695-N-B11-2	2
	41695-N-B12-2	2
09-50-9121	41695-N-B12-2	2
	41695-N-B14-2	2
09-50-9060	41695-N-B6-5	5
09-50-9070	41695-N-B7-6	6
09-50-9071	41695-N-B7-2	2
09-50-9040	41695-N-B4-3	3
09-50-9090	41695-N-B9-7	7
	41695-N-B14-13	13
09-50-9136	41695-N-B15-5	5
09-50-9137	41695-N-B13-8	8
09-50-9050	41695-N-B5-51	2,4
09-50-9061	41695-N-B6-3	3
09-50-9080	41695-N-B8-2	2
41695-0005	41695-N-B7-3	3
41695-0006	41695-N-B14-51	5,9

41695-N-DN**		
PART NO.	ENG. NO.	VOIDS
09-50-8023	41695-N-D2	
09-50-8033	41695-N-D3	
09-50-8043	41695-N-D4	
09-50-8053	41695-N-D5	
09-50-8063	41695-N-D6	
09-50-8073	41695-N-D7	
09-50-8083	41695-N-D8	
09-50-8093	41695-N-D9	
09-50-8103	41695-N-D10	
09-50-8113	41695-N-D11	
09-50-8123	41695-N-D12	
09-50-8133	41695-N-D13	
09-50-8143	41695-N-D14	
09-50-9053	41695-N-D5-2	2
09-50-9094	41695-N-D9-3	3
09-50-9033	41695-N-D3-2	2
09-50-9043	41695-N-D4-2	2
09-50-9063	41695-N-D6-2	2
09-50-9073	41695-N-D7-2	2
09-50-9044	41695-N-D4-3	3
41695-0003	41695-N-D07-5	5

QUALITY SYMBOLS	GENERAL TOLERANCES (UNLESS SPECIFIED)	DIMENSION STYLE		SCALE	DESIGN UNITS	THIRD ANGLE PROJECTION
		MM ONLY	METRIC			
∇=0	4 PLACES ±.005	INCH	DATE	4:1	METRIC	THIRD ANGLE PROJECTION
∇=0	3 PLACES ±.010	INCH	DATE			
∇=0	2 PLACES ±0.13	INCH	DATE			
∇=0	1 PLACE ±0.25	INCH	DATE			
∇=0	0 PLACE ±.000	INCH	DATE			
	ANGULAR ±1/2°					
	DRAFT WHERE APPLICABLE MUST REMAIN WITHIN DIMENSIONS					

**moLEX**  
 KK (3.96)/156 CRIMP TERMINAL HOUSING  
 SEE CHART  
 THIS DRAWING CONTAINS INFORMATION THAT IS PROPRIETARY TO MOLEX INCORPORATED AND SHOULD NOT BE USED WITHOUT WRITTEN PERMISSION  
 SHEET NO. 2 OF 2