



Distributor of Molex Connector Corporation: Excellent Integrated System Limited
Datasheet of 0009533151 - Connector Receptacle 15 Position 0.156" (3.96mm) Tin Through
Hole, Right Angle

Contact us: sales@integrated-circuit.com Website: www.integrated-circuit.com

Excellent Integrated System Limited

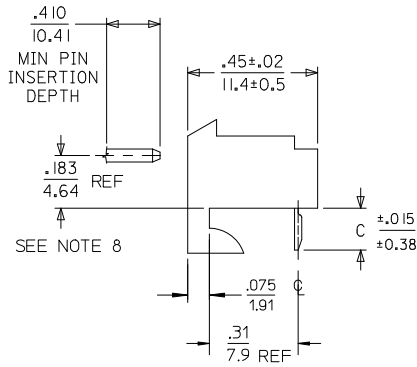
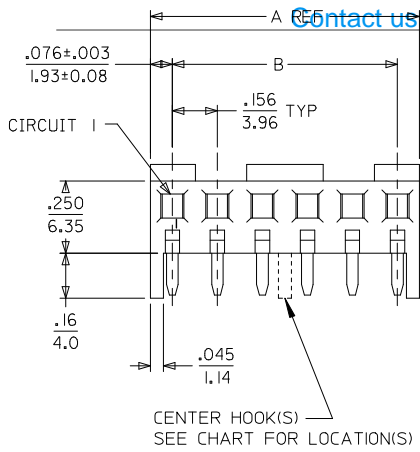
Stocking Distributor

Click to view price, real time Inventory, Delivery & Lifecycle Information:

[Molex Connector Corporation](#)
[0009533151](#)

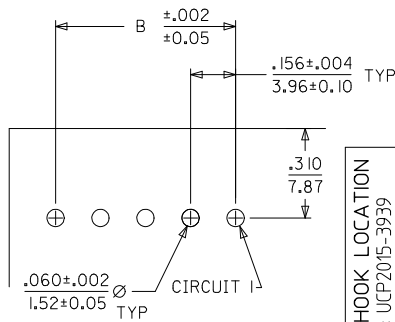
For any questions, you can email us directly:
sales@integrated-circuit.com

Contact us: sales@integrated-circuit.com Website: www.integrated-circuit.com



- NOTES:
- HOUSING MATERIAL: NYLON, UL 94V-2
 - FINISH:
 - (197) OVERALL REFLOWED MATTE TIN: 0.00152/0.00060 MIN. OVER 0.00127/0.00050 MIN. NICKEL OVERALL.
 - (208) SELECT GOLD: .00015/0.00038 MIN. SELECT TIN: .000100/0.00254 MIN. OVERALL NICKEL UNDERPLATE: .000050/0.00127 MIN.
 - (909) OVERALL HOT TIN DIP: .000100/0.00254 MIN.
 - PRODUCT SPECIFICATION: PS-08-50
 - PACKAGING INFO: SEE CHARTS.
 - SOLDERABILITY SPECIFICATION: SMES-152.
 - TOP ENTRY OPTIONS: SEE DRAWING SDA-2145-002.
 - BOTTOM ENTRY OPTIONS: SEE DRAWING SDA-2145-003
 - .183/4.64 DIMENSION IS BOTTOM OF HOUSING TO CENTER OF MATING PIN AND DOES NOT REFLECT CENTER OF THE CONNECTOR HOUSING WINDOW DIMENSION.
 - THIS PART CONFORMS TO CLASS B REQUIREMENTS OF COSMETIC SPECIFICATION.

CKT.	A	B	CENTER HOOK(S) LOCATED BETWEEN CIRCUITS
02	.308 7.82	.156±.005 3.96±0.13	NONE
03	.464 11.79	.312±.005 7.92±0.13	NONE
04	.620 15.75	.468±.005 11.89±0.13	NONE
05	.776 19.71	.624±.005 15.85±0.13	NONE
06	.932 23.67	.780±.005 19.81±0.13	NONE
07	1.088 27.64	.936±.010 23.77±0.25	NONE
08	1.244 31.60	1.092±.010 27.74±0.25	4 & 5
09	1.400 35.56	1.248±.010 31.70±0.25	4 & 5
10	1.556 39.52	1.404±.010 35.66±0.25	5 & 6
11	1.712 43.48	1.560±.010 39.62±0.25	5 & 6
12	1.868 47.45	1.716±.010 43.59±0.25	4 & 5, 8 & 9
13	2.024 51.41	1.872±.010 47.55±0.25	6 & 7, 11 & 12
14	2.180 55.37	2.028±.014 51.51±0.36	5 & 6, 9 & 10
15	2.336 59.33	2.184±.014 55.47±0.36	5 & 6, 10 & 11



PCB LAYOUT: COMPONENT SIDE
 RECOMMENDED PCB THICKNESS: .062/1.57

ADD HOOK LOCATION EC NO: UCP2015-3939 DRWN:MKIPPER 2015/03/25 CHKD:ANGUYEN 2015/03/25 APPR:FSMLTH 2015/03/27	QUALITY SYMBOLS ▽=0 ▽=0 ▽=0	GENERAL TOLERANCES (UNLESS SPECIFIED)		DIMENSION STYLE IN/MM		SCALE	DESIGN UNITS INCH	THIRD ANGLE PROJECTION					
		4 PLACES ± --- ± ---	3 PLACES ± --- ± .010	2 PLACES ± 0.25 ± .015	1 PLACE ± 0.38 ± ---	0 PLACE ± ±	ANGULAR ±1/2°	DRAFT WHERE APPLICABLE MUST REMAIN WITHIN DIMENSIONS	DRAWN BY DATE SAMI EC 98/10/09	CHECKED BY DATE SAMI EC 98/10/09	TITLE KK 156 PCB ASSY RIGHT ANGLE ENTRY	MOLEX	MATERIAL NO. SEE CHART
REV AA1													

2*	AA
1	AA1
SHT	REV.