

## **Excellent Integrated System Limited**

Stocking Distributor

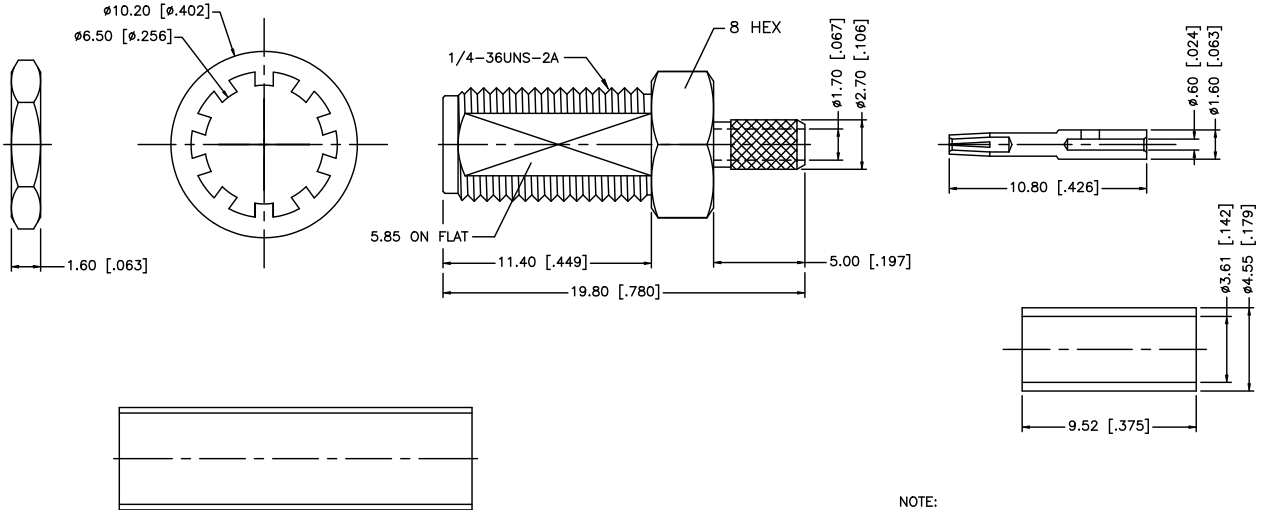
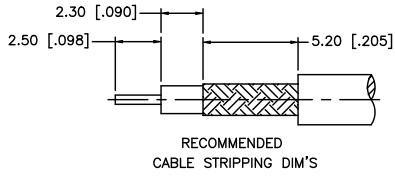
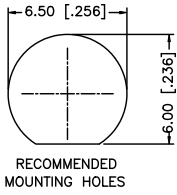
Click to view price, real time Inventory, Delivery & Lifecycle Information:

[Amphenol RF](#)  
[132176](#)

For any questions, you can email us directly:

[sales@integrated-circuit.com](mailto:sales@integrated-circuit.com)

REV.	DATE	ECR NO.	DESCRIPTION
A	01/07/99	-	ADD CRIMP NOTES / CHANGE FERRULE DIMS.
B	01/18/06	-	UPDATE DRAWING FORMAT
C	11/20/07	-	REVISE BARREL, CONTACT PIN, FERRULE DIMENSIONS
D	09/17/08	-	ADD FLAT TO BODY/ REVISE FERRULE DIMENSIONS/ ADD NOTE 3 REVISE CABLE DESCRIPTION TO 316/U DB CABLE



NOTE:

1. CRIMPED FERRULE HEX CRIMP SIZE .151" [3.83]
2. CONTACT PIN TO SOLDER.
3. MAX. PANEL THICKNESS OF 3.20 [1.26"]

DESCRIPTION	MATERIAL	FINISH	QTY	UNLESS OTHERWISE SPECIFIED DIMENSIONS ARE IN MILLIMETERS. DIMENSIONS IN [ ] ARE IN INCHES AND FOR CUSTOMER REFERENCE ONLY.	APPROVALS	DATE	Amphenol Connex				
8							<b>SMA BULKHEAD CRIMP JACK (FOR 316/U DOUBLE BRAID CABLE)</b>  PART NO. 132176  DWG. NO. 132176.DWG    REV. NC    SIZE A    SCALE NA				
7	HEAT SHRINK TUBING	BLK	A/R		DRAWN	GRS					09/17/08
6	FERRULE	COPPER	GOLD	1	CHECKED						
5	HEX NUT	BRASS	GOLD	1	ISSUED						
4	LOCK WASHER	BRASS	GOLD	1	SHEET	1 OF 1					
3	CONTACT PIN	BER. COPPER	GOLD	1	CAD FILE	C:/132/132176.DWG					
2	INSULATOR	PTFE	NATURAL	1							
1	BODY	BRASS	GOLD	1							
				UNLESS OTHERWISE SPECIFIED TOLERANCES FOR MILLIMETERS ARE: 0.5 - 8mm ± 0.20mm 8 - 30mm ± 0.40mm 30 - 120mm ± 0.50mm  UNLESS OTHERWISE SPECIFIED TOLERANCES FOR INCHES ARE: .020 - .315 = ± 0.007" .315 - 1.180 = ± 0.015" 1.180 - 4.724 = ± 0.020"  DO NOT SCALE DRAWING							