

## Excellent Integrated System Limited

Stocking Distributor

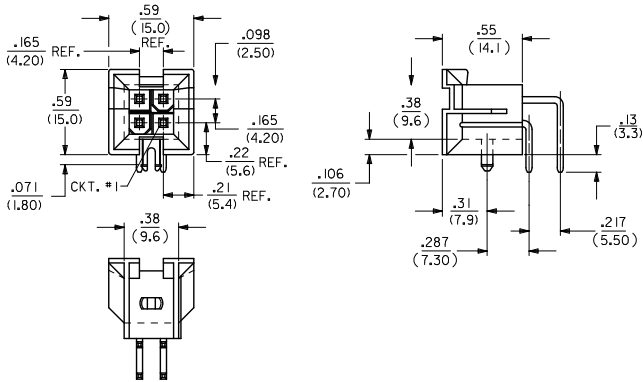
Click to view price, real time Inventory, Delivery & Lifecycle Information:

[Molex Connector Corporation](#)  
[0015249147](#)

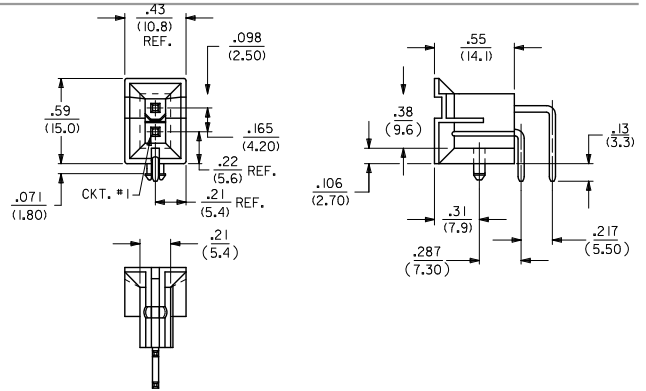
For any questions, you can email us directly:

[sales@integrated-circuit.com](mailto:sales@integrated-circuit.com)

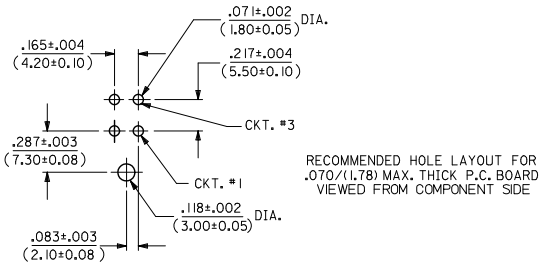




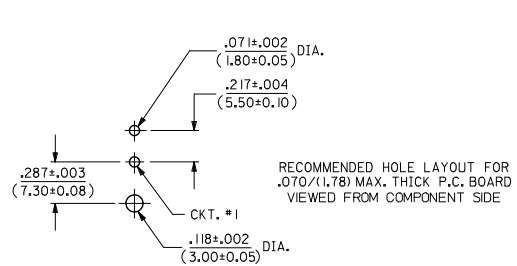
A-42404-04\*\*



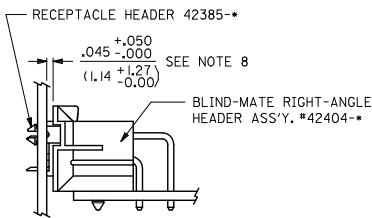
A-42404-02\*\*



RECOMMENDED HOLE LAYOUT FOR  
.070 (1.78) MAX. THICK P.C. BOARD  
VIEWED FROM COMPONENT SIDE



RECOMMENDED HOLE LAYOUT FOR  
.070 (1.78) MAX. THICK P.C. BOARD  
VIEWED FROM COMPONENT SIDE



PANEL-TO-P.C. BOARD

SEE RECEPTACLE DRAWINGS FOR  
ADDITIONAL MATING CONFIGURATIONS

SEE SHEET 1 EC NO: UCP2012-2990 DRAWING: 2017/03/12 CHKD: BELL APPR: SMITH 2017/05/04	QUALITY SYMBOLS □=0 ▽=0 ▽=0	GENERAL TOLERANCES (UNLESS SPECIFIED)		DIMENSION STYLE		SCALE	DESIGN UNITS	THIRD ANGLE PROJECTION	
				IN/MM		2:1	METRIC		
		4 PLACES ±---	±---	DRAWN BY	DATE	TITLE			
		3 PLACES ±---	±.010	RWK	2/7/89	MINI-FIT JR. 2-24 CKT RIGHT ANGLE HEADER ASSY (BLIND MATE)			
2 PLACES ±0.25	±.015	CHECKED BY	DATE	MATERIAL NO.					
1 PLACE ±0.38	±---	RJF	2/7/89	DOCUMENT NO.					
ANGULAR ±1/2°		APPROVED BY	DATE	MOLEX INCORPORATED					
DRAFT WHERE APPLICABLE MUST REMAIN WITHIN DIMENSIONS		FSMITH	2011/11/01	SEE SHEET 3		SDA-42404-****		SHEET NO. 2 OF 3	
		THIS DRAWING CONTAINS INFORMATION THAT IS PROPRIETARY TO MOLEX INCORPORATED AND SHOULD NOT BE USED WITHOUT WRITTEN PERMISSION							

