

## Excellent Integrated System Limited

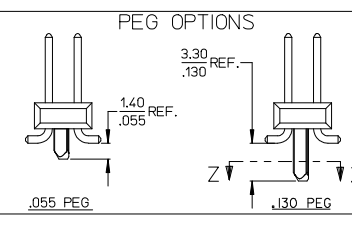
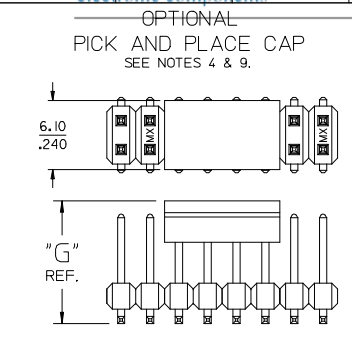
Stocking Distributor

Click to view price, real time Inventory, Delivery & Lifecycle Information:

[Molex Connector Corporation](#)  
[0015913180](#)

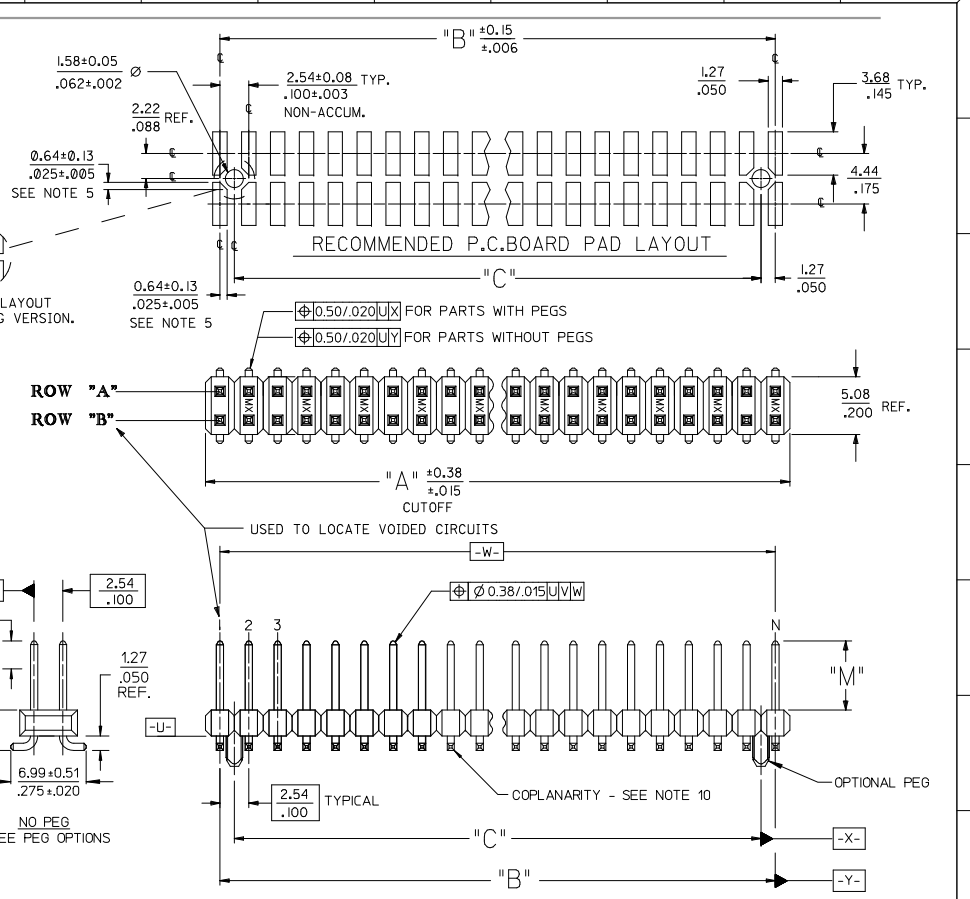
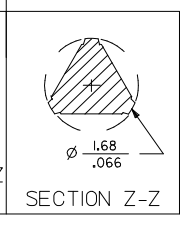

For any questions, you can email us directly:

[sales@integrated-circuit.com](mailto:sales@integrated-circuit.com)



- NOTES:**
- MATERIALS: INSULATOR: GLASS FILLED LIQUID CRYSTAL POLYMER (LCP), UL94 V-0, COLOR: BLACK  
TERMINAL: COPPER ALLOY
  - FINISH:  
59 TIN - 0.00150/.00059 MIN. BRIGHT TIN OVER NICKEL OVERALL.  
150 TIN - 0.00381/.00150 MIN. BRIGHT TIN OVER NICKEL OVERALL.  
REFLOWED MATTE TIN - 0.00152/.00060 MIN. REFLOWED MATTE TIN OVER NICKEL OVERALL.  
15 GOLD - 0.00038/.00015 MIN. GOLD IN SELECT AREA OVER 0.00191/.00075 MIN. TIN IN SELECT AREA OVER NICKEL OVERALL.  
30 GOLD - 0.00076/.00030 MIN. GOLD IN SELECT AREA OVER 0.00191/.00075 MIN. TIN IN SELECT AREA OVER NICKEL OVERALL.  
50 GOLD - 0.00127/.00050 MIN. GOLD IN SELECT AREA OVER 0.00254/.00100 MIN. TIN IN SELECT AREA OVER NICKEL OVERALL.
  - PART TO CONFORM TO PS-71308.
  - PACKAGING (SEE CHARTS): BULK: PER PK-70873-0353  
TUBES: PER PK-70873-0041.  
71308-82\*\* IN TUBES: PER PK-70873-042.  
TUBES W/ VAC CAPS: PER PK-70873-0691  
TAPE AND REEL W/ VAC CAPS: PER PK-70873-0805.  
SEE SHEET 3 FOR TAPE & REEL PRODUCT WITH SHALLOW POCKET REQUIREMENTS.
  - TYP. DIMENSIONS FOR LANDS SURROUNDING HOLES FOR RETENTION PEGS.
  - PIN SOLERABILITY PER MOLEX SPEC. SMES-152.
  - SEE SHEETS 2-6 FOR CHARTED DIMS., PART/EDP NO'S, AND VOIDED CIRCUITS.
  - PIN PUSHOUT FORCE: 3 LBS. MINIMUM.
  - PICK-N-PLACE CAPS WILL BE PLACED SO THAT VACUUM PICK UP AREA WILL BE IN CENTER OF PART.
  - COPLANARITY FOR CIRCUIT SIZES UP TO 40 IS 0.15 MM/0.06 INCH. FOR CIRCUIT SIZES 42 AND LARGER, CONTACT MOLEX SALES DEPARTMENT.
  - THIS PART CONFORMS TO CLASS B REQUIREMENTS OF COSMETIC SPECIFICATION PS-45499-002.
  - MEASURE POINT FOR PLATING THICKNESS.

DIM. "M"	DIM. "G"
6.10 .240	10.67 .420
8.13 .320	12.70 .500




QUALITY SYMBOLS	DESCRIPTION
$\nabla \Rightarrow$	71308-8426 PLATING
$\nabla \Rightarrow$	EC NO: UCP2014-4901
$\nabla \Rightarrow$	DRW/K/PPER 2/05/08/12
$\nabla \Rightarrow$	CHK/K/MGTEN 2/05/08/12
$\nabla \Rightarrow$	APPRO/PTH 2/05/09/10
REV	

GENERAL TOLERANCES (UNLESS SPECIFIED)	
mm	INCH
4 PLACES ± .005	± .0005
3 PLACES ± .010	± .0010
2 PLACES ± 0.13	± .010
1 PLACE ± 0.25	± .010
0 PLACE ± .005	± .005

DIMENSION STYLE	
MM/IN	SCALE
DRAWN BY: KMS	DATE: 1999/10/15
CHECKED BY:	DATE:
APPROVED BY:	DATE: 1999/10/15
MATERIAL NO.	DOCUMENT NO.

THIRD ANGLE PROJECTION	
SCALE	DESIGN UNITS
INCH	INCH
TITLE: SALES ASSY INSULATOR DUAL ROW SMT W/BREAK-OFF .025SQ PIN GULLWING .100	
<b>molex</b>	
DOCUMENT NO. SD-71308-001	
SHEET NO. 1 OF 6	



Distributor of Molex Connector Corporation: Excellent Integrated System Limited

Datasheet of 0015913180 - CONN BKWY HEADER 18POS GOLD SMD

Contact us: sales@integrated-circuit.com Website: www.integrated-circuit.com

Main product specification table with columns for packaging, dimensions, and part numbers. Includes rows for DIM. A, DIM. B, and various part numbers from 04 to 100.


Technical drawing area containing a large 'NO PEG VERSION' watermark, a table of general tolerances (mm and inch), dimension style (MM/IN), scale (1:1), design units (INCH), and third angle projection. Includes Molex logo and part number SD-71308-001.



		IN TAPE AND REEL WITH SHALLOW POCKET TAPE						BULK / IN TUBES		
PACKAGING SEE NOTE 4. SHT 1		4-8 CKT	TAPE-N-REEL W/ VAC CAPS	TAPE-N-REEL W/ VAC CAPS				BULK	BULK	
		10-100 CKT	TAPE-N-REEL W/ VAC CAPS	TAPE-N-REEL W/ VAC CAPS				TUBES	TUBES	
DIM. M±0.25 MM			6.10 (.240)	6.10 (.240)				8.13 (.320)	13.59 (.535)	
PLATING			30 GOLD	15 GOLD				150 TIN	150 TIN	
DIM. H			2.54 (.100)	2.54 (.100)				4.57 (.180)	4.57 (.180)	
CKTS	DIM. A		DIM. B		EDP NUMBER	EDP NUMBER		EDP NUMBER	EDP NUMBER	CKTS
	MM	IN	MM	IN						
04	5.08	.200	2.54	.100						04
06	7.62	.300	5.08	.200		015-91-6068				06
08	10.16	.400	7.62	.300		015-91-6088				08
10	12.70	.500	10.16	.400		015-91-6108				10
12	15.24	.600	12.70	.500				713088010	71308-8210	12
14	17.78	.700	15.24	.600	015-91-6148					14
16	20.32	.800	17.78	.700				713088016		16
18	22.86	.900	20.32	.800						18
20	25.40	1.000	22.86	.900						20
22	27.94	1.100	25.40	1.000						22
24	30.48	1.200	27.94	1.100						24
26	33.02	1.300	30.48	1.200						26
28	35.56	1.400	33.02	1.300						28
30	38.10	1.500	35.56	1.400						30
32	40.64	1.600	38.10	1.500						32
34	43.18	1.700	40.64	1.600						34
36	45.72	1.800	43.18	1.700						36
38	48.26	1.900	45.72	1.800						38
40	50.80	2.000	48.26	1.900						40
42	53.34	2.100	50.80	2.000						42
44	55.88	2.200	53.34	2.100						44
46	58.42	2.300	55.88	2.200						46
48	60.96	2.400	58.42	2.300						48
50	63.50	2.500	60.96	2.400						50
52	66.04	2.600	63.50	2.500						52
54	68.58	2.700	66.04	2.600						54
56	71.12	2.800	68.58	2.700						56
58	73.66	2.900	71.12	2.800						58
60	76.20	3.000	73.66	2.900						60
62	78.74	3.100	76.20	3.000						62
64	81.28	3.200	78.74	3.100						64
66	83.82	3.300	81.28	3.200						66
68	86.36	3.400	83.82	3.300						68
70	88.90	3.500	86.36	3.400						70
72	91.44	3.600	88.90	3.500						72
74	93.98	3.700	91.44	3.600						74
76	96.52	3.800	93.98	3.700						76
78	99.06	3.900	96.52	3.800						78
80	101.60	4.000	99.06	3.900						80
82	104.14	4.100	101.60	4.000						82
84	106.68	4.200	104.14	4.100						84
86	109.22	4.300	106.68	4.200						86
88	111.76	4.400	109.22	4.300						88
90	114.30	4.500	111.76	4.400						90
92	116.84	4.600	114.30	4.500						92
94	119.38	4.700	116.84	4.600						94
96	121.92	4.800	119.38	4.700						96
98	124.46	4.900	121.92	4.800						98
100	127.00	5.000	124.46	4.900						100

NO PEG VERSION  
(ALSO SEE SHEET 2)

SEE SHEET 1 EC NO: UCP2014-4901 DRAWN BY: 2015/08/12 CHKD: 2015/08/12 APPROV: 2015/09/10	QUALITY SYMBOLS ∇=0 ∇=0 ∇=0	GENERAL TOLERANCES (UNLESS SPECIFIED)		DIMENSION STYLE		SCALE	DESIGN UNITS	THIRD ANGLE PROJECTION
		mm	INCH	MM/IN	DATE	SALES ASSY INSULATOR DUAL ROW SMT W/BREAK-OFF .025SQ PIN GULLWING .100 <b>molex</b>	INCH	□
		4 PLACES ±---	±---	DRAWN BY	DATE			
		3 PLACES ±---	±.005	CHECKED BY	DATE			
2 PLACES ±0.13	±.010	APPROVED BY	DATE					
1 PLACE ±0.25	±---	KMS	1999/10/15	MATERIAL NO.	DOCUMENT NO.			
0 PLACE ±---	±---			SEE TABLE	SD-71308-001	SHEET NO. 3 OF 6		
DRAFT WHERE APPLICABLE MUST REMAIN WITHIN DIMENSIONS				THIS DRAWING CONTAINS INFORMATION THAT IS PROPRIETARY TO MOLEX INCORPORATED AND SHOULD NOT BE USED WITHOUT WRITTEN PERMISSION				




Distributor of Molex Connector Corporation: Excellent Integrated System Limited

Datasheet of 0015913180 - CONN BKWY HEADER 18POS GOLD SMD

Contact us: sales@integrated-circuit.com Website: www.integrated-circuit.com

Main table with columns for DIM. A, DIM. B, DIM. C, EDP NUMBER, and various connector specifications. Includes rows for packaging types (4-8 CKT, BULK, TUBES) and dimensions (DIM. M, PLATING, DIM. H).


Technical drawing area containing: SEE SHEET 1, QUALITY SYMBOLS, GENERAL TOLERANCES (UNLESS SPECIFIED), DIMENSION STYLE (MM/IN), SCALE, DESIGN UNITS (INCH), THIRD ANGLE PROJECTION, SALES ASSY INSULATOR DUAL ROW SMT W/BREAK-OFF .025SQ PIN GULLWING .100, molex logo, DRAFT WHERE APPLICABLE MUST REMAIN WITHIN DIMENSIONS, SEE TABLE, SD-71308-001, SHEET NO. 4 OF 6.



PKT	DIM. A		DIM. B		DIM. C		EDP NUMBER	EDP NUMBER	EDP NUMBER	EDP NUMBER	EDP NUMBER	EDP NUMBER	EDP NUMBER	EDP NUMBER	EDP NUMBER	
	MM	IN	MM	IN	MM	IN										
	04	5.08	.200	2.54	.100	---	---	015-91-1048	015-91-6047							
	06	7.62	.300	5.08	.200	2.54	.100	015-91-1068	015-91-6067	71308-6106	71308-6206					

**SHORT PEG VERSION (.055")**

SEE SHEET 1 EC NO: UCP2014-4901 DRWING IPER 2015/08/17 CHKDRWG/VER 2015/08/17 APPR/SMT/LH 2015/09/10 DESCRIPTION	QUALITY SYMBOLS	GENERAL TOLERANCES (UNLESS SPECIFIED)	DIMENSION STYLE	SCALE	DESIGN UNITS	THIRD ANGLE PROJECTION
	▽=0	4 PLACES ±---	MM/IN		INCH	
	▽=0	3 PLACES ±---		DRAWN BY DATE		TITLE
	▽=0	2 PLACES ±0.13 ±0.010		KMS 1999/10/15		SALES ASSY INSULATOR DUAL ROW SMT W/BREAK-OFF .025SQ PIN GULLWING .100
	1 PLACE ±0.25 ±---	ANGULAR ±1/2°		CHECKED BY DATE		
	0 PLACE ±---	DRAFT WHERE APPLICABLE MUST REMAIN WITHIN DIMENSIONS		APPROVED BY DATE		
		SEE TABLE		KMS 1999/10/15		
				MATERIAL NO.	DOCUMENT NO.	SHEET NO.
					SD-71308-001	5 OF 6



PEG-OPTION

Table with columns for NO PEG VERSION, LONG PEG VERSION (130'), and SHORT PEG VERSION (.055'). Includes sub-headers for PACKAGING, DIMENSIONS, and CKTS.

Technical drawing area containing: SEE SHEET 1, DIMENSION STYLE (MM/IN), SCALE, DESIGN UNITS (INCH), THIRD ANGLE PROJECTION, SALES ASSY INSULATOR DUAL ROW SMT W/BREAK-OFF .025SQ PIN GULLWING .100, molex logo, SD-71308-001, SHEET NO. 6 OF 6, and a disclaimer: THIS DRAWING CONTAINS INFORMATION THAT IS PROPRIETARY TO MOLEX INCORPORATED AND SHOULD NOT BE USED WITHOUT WRITTEN PERMISSION.