

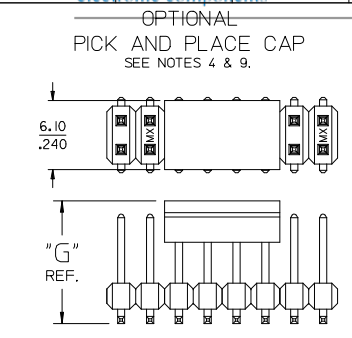
Excellent Integrated System Limited

Stocking Distributor

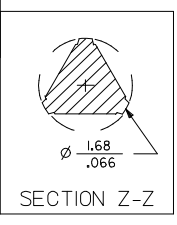
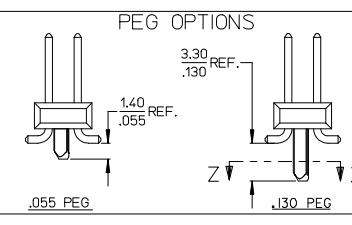
Click to view price, real time Inventory, Delivery & Lifecycle Information:

[Molex Connector Corporation](#)
[0015913740](#)

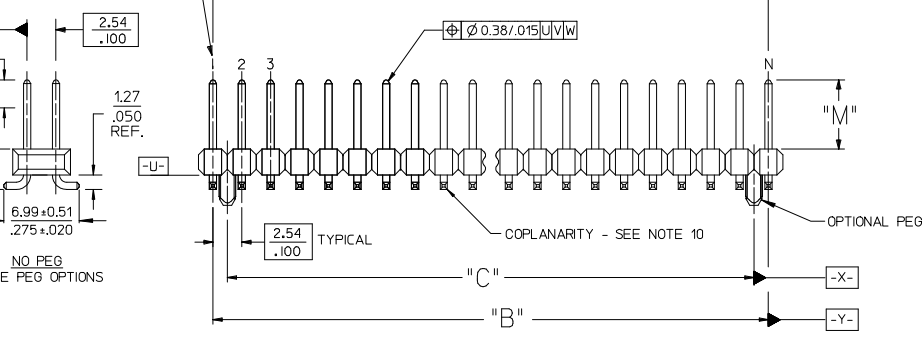
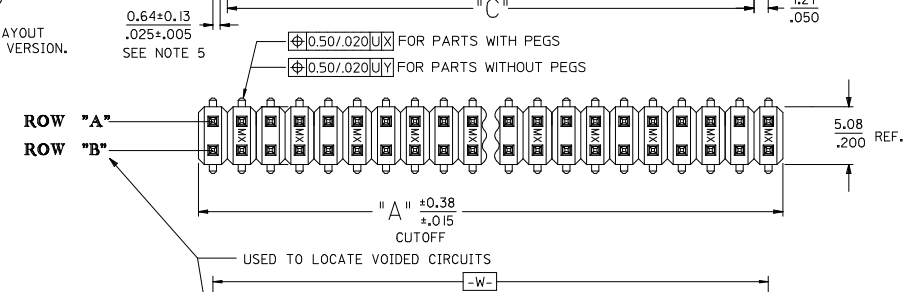
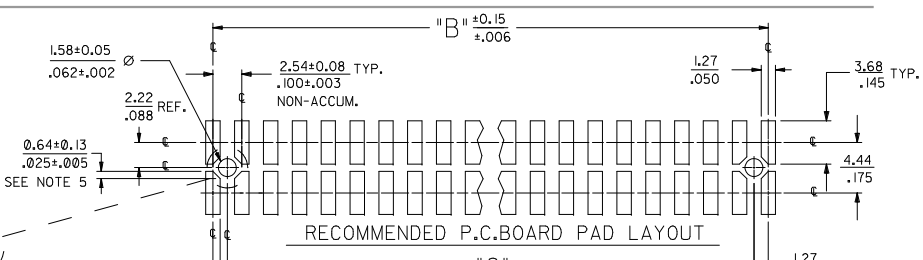
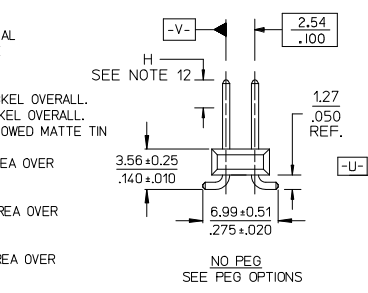
For any questions, you can email us directly:
sales@integrated-circuit.com



DIM. "M"	DIM. "G"
6.10 .240	10.67 .420
8.13 .320	12.70 .500



- NOTES:**
- MATERIALS:** INSULATOR: GLASS FILLED LIQUID CRYSTAL POLYMER (LCP), UL94 V-0, COLOR: BLACK
TERMINAL: COPPER ALLOY
 - FINISH:**
59 TIN - 0.00150/0.00059 MIN. BRIGHT TIN OVER NICKEL OVERALL.
150 TIN - 0.00381/0.00150 MIN. BRIGHT TIN OVER NICKEL OVERALL.
REFLOWED MATTE TIN - 0.00152/0.00060 MIN. REFLOWED MATTE TIN OVER NICKEL OVERALL.
15 GOLD - 0.00038/0.00015 MIN. GOLD IN SELECT AREA OVER 0.00191/0.00075 MIN. TIN IN SELECT AREA OVER NICKEL OVERALL.
30 GOLD - 0.00076/0.00030 MIN. GOLD IN SELECT AREA OVER 0.00191/0.00075 MIN. TIN IN SELECT AREA OVER NICKEL OVERALL.
50 GOLD - 0.00127/0.00050 MIN. GOLD IN SELECT AREA OVER 0.00254/0.00100 MIN. TIN IN SELECT AREA OVER NICKEL OVERALL.
 - PART TO CONFORM TO PS-71308.
 - PACKAGING (SEE CHARTS): BULK: PER PK-70873-0353
TUBES: PER PK-70873-0041.
71308-82** IN TUBES: PER PK-70873-042.
TUBES W/ VAC CAPS: PER PK-70873-0691
TAPE AND REEL W/ VAC CAPS: PER PK-70873-0805.
SEE SHEET 3 FOR TAPE & REEL PRODUCT WITH SHALLOW POCKET REQUIREMENTS.
 - TYP. DIMENSIONS FOR LANDS SURROUNDING HOLES FOR RETENTION PEGS.
 - PIN SOLERABILITY PER MOLEX SPEC. SMES-152.
 - SEE SHEETS 2-6 FOR CHARTED DIMS., PART/EDP NO'S, AND VOIDED CIRCUITS.
 - PIN PUSHOUT FORCE: 3 LBS. MINIMUM.
 - PICK-N-PLACE CAPS WILL BE PLACED SO THAT VACUUM PICK UP AREA WILL BE IN CENTER OF PART.
 - COPLANARITY FOR CIRCUIT SIZES UP TO 40 IS 0.15 MM/0.06 INCH. FOR CIRCUIT SIZES 42 AND LARGER, CONTACT MOLEX SALES DEPARTMENT.
 - THIS PART CONFORMS TO CLASS B REQUIREMENTS OF COSMETIC SPECIFICATION PS-45499-002.
 - MEASURE POINT FOR PLATING THICKNESS.




71308-8426 PLATING	QUALITY SYMBOLS
EC NO: UCP2014-4901	▽=0
DRW/K/PPR 2/05/08/12	▽=0
CHK/KMG/UTN 2/05/08/12	▽=0
APPRO/STH 2/05/09/10	▽=0
DESCRIPTION	
REV	

GENERAL TOLERANCES (UNLESS SPECIFIED)	
mm	INCH
4 PLACES ± ---	± ---
3 PLACES ± ---	± .005
2 PLACES ± 0.13	± .010
1 PLACE ± 0.25	± ---
0 PLACE ± ---	± ---
ANGULAR ± 1/2°	

DIMENSION STYLE	
MM/IN	SCALE
DRAWN BY	DATE
CHECKED BY	DATE
APPROVED BY	DATE
MATERIAL NO.	DOCUMENT NO.

THIRD ANGLE PROJECTION	TITLE	SHEET NO.
SALES ASSY INSULATOR	SD-71308-001	1 OF 6
DUAL ROW SMT W/BREAK-OFF		
.025SQ PIN GULLWING .100		
molex		



Distributor of Molex Connector Corporation: Excellent Integrated System Limited

Datasheet of 0015913740 - CONN BKWY HEADER 74POS GOLD SMD

Contact us: sales@integrated-circuit.com Website: www.integrated-circuit.com

Main product specification table with columns for packaging, dimensions, and part numbers.

Technical drawing area containing a large 'NO PEG VERSION' watermark, a table of general tolerances, dimension styles, and design units.




13 12 11 10 9 8 7 6 5 4 3 2 1

		IN TAPE AND REEL WITH SHALLOW POCKET TAPE						BULK / IN TUBES	
PACKAGING SEE NOTE 4. SHT 1	4-8 CKT	TAPE-N-REEL W/ VAC CAPS	TAPE-N-REEL W/ VAC CAPS				BULK	BULK	
	10-100 CKT	TAPE-N-REEL W/ VAC CAPS	TAPE-N-REEL W/ VAC CAPS				TUBES	TUBES	
	DIM. M±0.25 MM	6.10 (.240)	6.10 (.240)				8.13 (.320)	13.59 (.535)	
	PLATING	30 GOLD	15 GOLD				150 TIN	150 TIN	
	DIM. H	2.54 (.100)	2.54 (.100)				4.57 (.180)	4.57 (.180)	
CKTS	DIM. A		DIM. B		EDP NUMBER	EDP NUMBER	EDP NUMBER	EDP NUMBER	CKTS
	MM	IN	MM	IN					
04	5.08	.200	2.54	.100					04
06	7.62	.300	5.08	.200		015-91-6068			06
08	10.16	.400	7.62	.300		015-91-6088			08
10	12.70	.500	10.16	.400		015-91-6108			10
12	15.24	.600	12.70	.500			713088010	71308-8210	12
14	17.78	.700	15.24	.600	015-91-6148				14
16	20.32	.800	17.78	.700			713088016		16
18	22.86	.900	20.32	.800					18
20	25.40	1.000	22.86	.900					20
22	27.94	1.100	25.40	1.000					22
24	30.48	1.200	27.94	1.100					24
26	33.02	1.300	30.48	1.200					26
28	35.56	1.400	33.02	1.300					28
30	38.10	1.500	35.56	1.400					30
32	40.64	1.600	38.10	1.500					32
34	43.18	1.700	40.64	1.600					34
36	45.72	1.800	43.18	1.700					36
38	48.26	1.900	45.72	1.800					38
40	50.80	2.000	48.26	1.900					40
42	53.34	2.100	50.80	2.000					42
44	55.88	2.200	53.34	2.100					44
46	58.42	2.300	55.88	2.200					46
48	60.96	2.400	58.42	2.300					48
50	63.50	2.500	60.96	2.400					50
52	66.04	2.600	63.50	2.500					52
54	68.58	2.700	66.04	2.600					54
56	71.12	2.800	68.58	2.700					56
58	73.66	2.900	71.12	2.800					58
60	76.20	3.000	73.66	2.900					60
62	78.74	3.100	76.20	3.000					62
64	81.28	3.200	78.74	3.100					64
66	83.82	3.300	81.28	3.200					66
68	86.36	3.400	83.82	3.300					68
70	88.90	3.500	86.36	3.400					70
72	91.44	3.600	88.90	3.500					72
74	93.98	3.700	91.44	3.600					74
76	96.52	3.800	93.98	3.700					76
78	99.06	3.900	96.52	3.800					78
80	101.60	4.000	99.06	3.900					80
82	104.14	4.100	101.60	4.000					82
84	106.68	4.200	104.14	4.100					84
86	109.22	4.300	106.68	4.200					86
88	111.76	4.400	109.22	4.300					88
90	114.30	4.500	111.76	4.400					90
92	116.84	4.600	114.30	4.500					92
94	119.38	4.700	116.84	4.600					94
96	121.92	4.800	119.38	4.700					96
98	124.46	4.900	121.92	4.800					98
100	127.00	5.000	124.46	4.900					100

NO PEG VERSION
(ALSO SEE SHEET 2)

SEE SHEET 1 EC NO: UCP2014-4901 DRAWN BY: 2015/08/12 CHKD: 2015/08/12 APPROV: 2015/09/10	QUALITY SYMBOLS ∇=0 ∇=0 ∇=0	GENERAL TOLERANCES (UNLESS SPECIFIED)		DIMENSION STYLE		SCALE	DESIGN UNITS	THIRD ANGLE PROJECTION	
		mm	INCH	MM/IN	MM/IN	INCH	INCH		
		4 PLACES ±---	±---	DRAWN BY	DATE	TITLE			
		3 PLACES ±---	±.005	KMS	1999/10/15	SALES ASSY INSULATOR DUAL ROW SMT W/BREAK-OFF .025SQ PIN GULLWING .100			
2 PLACES ±0.13	±.010	KMS	1999/10/15	molex MATERIAL NO. DOCUMENT NO. SD-71308-001 SHEET NO. 3 OF 6					
1 PLACE ±0.25	±---	KMS	1999/10/15						
0 PLACE ±---	±---	ANGULAR ±1/2°		THIS DRAWING CONTAINS INFORMATION THAT IS PROPRIETARY TO MOLEX INCORPORATED AND SHOULD NOT BE USED WITHOUT WRITTEN PERMISSION					
DRAFT WHERE APPLICABLE MUST REMAIN WITHIN DIMENSIONS		SEE TABLE							

12 11 10 9 8 7 6 5 4 3 2 1



Distributor of Molex Connector Corporation: Excellent Integrated System Limited


Datasheet of 0015913740 - CONN BKWY HEADER 74POS GOLD SMD

Contact us: sales@integrated-circuit.com Website: www.integrated-circuit.com

CKTS	DIM. A		DIM. B		DIM. C		EDP NUMBER	EDP NUMBER	EDP NUMBER	EDP NUMBER	EDP NUMBER	EDP NUMBER	EDP NUMBER	EDP NUMBER	CKTS
	MM	IN	MM	IN	MM	IN									
04	5.08	.200	2.54	.100	-----	-----	015-91-1048	015-91-6047							04
06	7.62	.300	5.08	.200	2.54	.100	015-91-1068	015-91-6067	71308-6106	71308-6206					06
08	10.16	.400	7.62	.300	5.08	.200	015-91-1088	015-91-6087	71308-6108	71308-6208					08
10	12.70	.500	10.16	.400	7.62	.300	015-91-1108	015-91-6107	71308-6110	71308-6210					10
12	15.24	.600	12.70	.500	10.16	.400	015-91-1128								12
14	17.78	.700	15.24	.600	12.70	.500	015-91-1148	015-91-6147							14
16	20.32	.800	17.78	.700	15.24	.600	015-91-1168	015-91-6167							16
18	22.86	.900	20.32	.800	17.78	.700	015-91-1188								18
20	25.40	1.000	22.86	.900	20.32	.800	015-91-1208	015-91-6207							20
22	27.94	1.100	25.40	1.000	22.86	.900	015-91-1228								22
24	30.48	1.200	27.94	1.100	25.40	1.000	015-91-1248								24
26	33.02	1.300	30.48	1.200	27.94	1.100	015-91-1268		71308-6126		71308-8426				26
28	35.56	1.400	33.02	1.300	30.48	1.200	015-91-1288								28
30	38.10	1.500	35.56	1.400	33.02	1.300	015-91-1308								30
32	40.64	1.600	38.10	1.500	35.56	1.400	015-91-1328								32
34	43.18	1.700	40.64	1.600	38.10	1.500	015-91-1348								34
36	45.72	1.800	43.18	1.700	40.64	1.600	015-91-1368								36
38	48.26	1.900	45.72	1.800	43.18	1.700	015-91-1388								38
40	50.80	2.000	48.26	1.900	45.72	1.800	015-91-1408								40
42	53.34	2.100	50.80	2.000	48.26	1.900	015-91-1428								42
44	55.88	2.200	53.34	2.100	50.80	2.000	015-91-1448								44
46	58.42	2.300	55.88	2.200	53.34	2.100	015-91-1468								46
48	60.96	2.400	58.42	2.300	55.88	2.200	015-91-1488								48
50	63.50	2.500	60.96	2.400	58.42	2.300	015-91-1508	015-91-6507							50
52	66.04	2.600	63.50	2.500	60.96	2.400	015-91-1528								52
54	68.58	2.700	66.04	2.600	63.50	2.500	015-91-1548								54
56	71.12	2.800	68.58	2.700	66.04	2.600	015-91-1568								56
58	73.66	2.900	71.12	2.800	68.58	2.700	015-91-1588								58
60	76.20	3.000	73.66	2.900	71.12	2.800	015-91-1608								60
62	78.74	3.100	76.20	3.000	73.66	2.900	015-91-1628								62
64	81.28	3.200	78.74	3.100	76.20	3.000	015-91-1648								64
66	83.82	3.300	81.28	3.200	78.74	3.100	015-91-1668								66
68	86.36	3.400	83.82	3.300	81.28	3.200	015-91-1688								68
70	88.90	3.500	86.36	3.400	83.82	3.300	015-91-1708								70
72	91.44	3.600	88.90	3.500	86.36	3.400	015-91-1728								72
74	93.98	3.700	91.44	3.600	88.90	3.500	015-91-1748								74
76	96.52	3.800	93.98	3.700	91.44	3.600	015-91-1768								76
78	99.06	3.900	96.52	3.800	93.98	3.700	015-91-1788								78
80	101.60	4.000	99.06	3.900	96.52	3.800	015-91-1808								80
82	104.14	4.100	101.60	4.000	99.06	3.900	71308-6082								82
84	106.68	4.200	104.14	4.100	101.60	4.000	71308-6084								84
86	109.22	4.300	106.68	4.200	104.14	4.100	71308-6086								86
88	111.76	4.400	109.22	4.300	106.68	4.200	71308-6088								88
90	114.30	4.500	111.76	4.400	109.22	4.300	71308-6090								90
92	116.84	4.600	114.30	4.500	111.76	4.400	71308-6092								92
94	119.38	4.700	116.84	4.600	114.30	4.500	71308-6094								94
96	121.92	4.800	119.38	4.700	116.84	4.600	71308-6096								96
98	124.46	4.900	121.92	4.800	119.38	4.700	71308-6098								98
100	127.00	5.000	124.46	4.900	121.92	4.800	71308-6100								100

SHORT PEG VERSION (.055")

SEE SHEET 1 DEC NO: UCP2014-4901 DRWING IPER 2015/08/12 CHK DRWING IEN 2015/08/12 APPR: SMITH 2015/09/10 DESCRIPTION	QUALITY SYMBOLS 	GENERAL TOLERANCES (UNLESS SPECIFIED)		DIMENSION STYLE		SCALE	DESIGN UNITS	THIRD ANGLE PROJECTION
				MM/IN			INCH	
				DRAWN BY DATE		TITLE		
				CHECKED BY DATE		SALES ASSY INSULATOR DUAL ROW SMT W/BREAK-OFF .025SQ PIN GULLWING .100		
		APPROVED BY DATE		molex				
		ANGULAR ±1/2°		MATERIAL NO.		DOCUMENT NO.		SHEET NO.
		DRAFT WHERE APPLICABLE MUST REMAIN WITHIN DIMENSIONS		SEE TABLE		SD-71308-001		5 OF 6
		THIS DRAWING CONTAINS INFORMATION THAT IS PROPRIETARY TO MOLEX INCORPORATED AND SHOULD NOT BE USED WITHOUT WRITTEN PERMISSION						



PEG-OPTION

Table with columns for NO PEG VERSION, LONG PEG VERSION (130'), and SHORT PEG VERSION (.055'). Includes sub-headers for PACKAGING, DIMENSIONS, and CKTS.

Technical drawing area containing: SEE SHEET 1, DIMENSION STYLE (MM/IN), SCALE, DESIGN UNITS (INCH), THIRD ANGLE PROJECTION, SALES ASSY INSULATOR DUAL ROW SMT W/BREAK-OFF .025SQ PIN GULLWING .100, molex logo, SD-71308-001, and SHEET NO. 6 OF 6.