



Excellent Integrated System Limited

Stocking Distributor

Click to view price, real time Inventory, Delivery & Lifecycle Information:

[Molex Connector Corporation](#)

[14-60-0152](#)

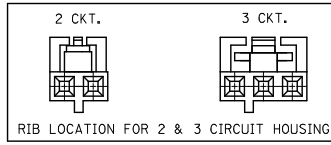
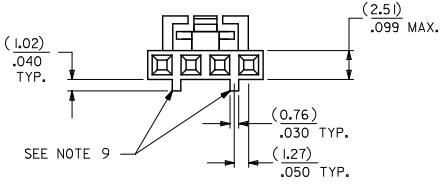
For any questions, you can email us directly:

sales@integrated-circuit.com

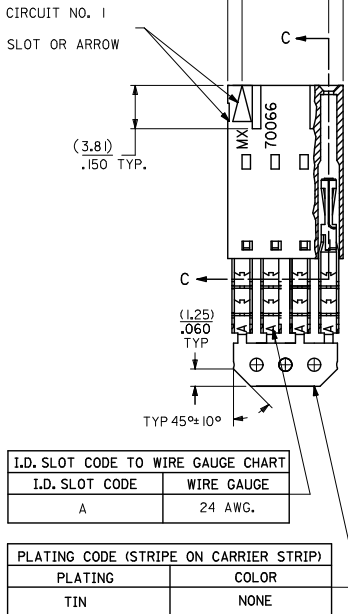
NOTES:

- MATERIAL:
HOUSING: POLYESTER(PBT), GLASS FILLED, UL94 V-0,
COLOR: BLACK
TERMINAL: PHOSPHOR BRONZE
- FINISH:
TIN: 3.81 MICROMETERS/150 MICROINCHES MINIMUM TIN
OVER NICKEL UNDERPLATE OVERALL
- TO BE USED WITH 24 AWG STRANDED WIRE WITH (1.35)/.053
DIAMETER MAXIMUM INSULATION
- SEE TABLE FOR AVAILABLE CIRCUIT SIZES
- STANDARD PACKAGING PER PK-70873-0001. OPTIONAL PACKAGING
MAY BE AVAILABLE. REQUEST DRAWING PK-70400
- PARTS STACKABLE END TO END ON (2.54)/.100 CENTERS
- PRODUCT SPECIFICATION: PS-70400
- SEE DRAWING SDA-70400-**** (SHEET 3) FOR OPTIONAL
HOUSING DETAILS
- 4 CIRCUIT SHOWN, 3-25 CIRCUITS HAVE 2 RIBS
- TO MATE WITH MOLEX PART NUMBERS: A-70373-****,
A-70375-****, A-70389-****, A-70391-****,
A-70107-****, A-70018-****, A-70543-****,
A-70553-****, A-70541-****, A-70551-****,
A-70545-****, A-70555-****
- 2 CIRCUIT ASSEMBLIES SUPPLIED AS GROUPED PAIRS

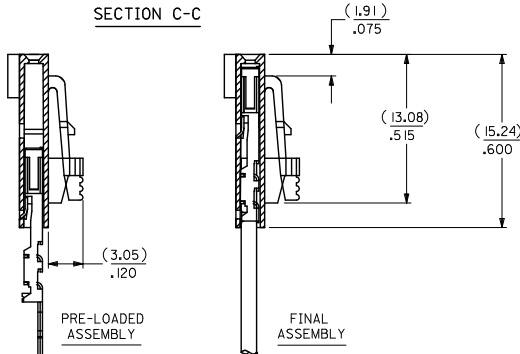
OPTION G



CKT. SIZE	A	B	EDP. NO.
2	(2.54) .100	(5.05) .199	14-60-0022
3	(5.08) .200	(7.59) .299	14-60-0032
4	(7.62) .300	(10.13) .399	14-60-0042
5	(10.16) .400	(12.67) .499	14-60-0052
6	(12.70) .500	(15.21) .599	14-60-0062
7	(15.24) .600	(17.75) .699	14-60-0072
8	(17.78) .700	(20.29) .799	14-60-0082
9	(20.32) .800	(22.83) .899	14-60-0092
10	(22.86) .900	(25.37) .999	14-60-0102
11	(25.40) 1.000	(27.91) 1.099	14-60-0112
12	(27.94) 1.100	(30.45) 1.199	14-60-0122
13	(30.48) 1.200	(32.99) 1.299	14-60-0132
14	(33.02) 1.300	(35.53) 1.399	14-60-0142
15	(35.56) 1.400	(38.07) 1.499	14-60-0152
16	(38.10) 1.500	(40.61) 1.599	14-60-0162
17	(40.64) 1.600	(43.15) 1.699	14-60-0172
18	(43.18) 1.700	(45.69) 1.799	14-60-0182
19	(45.72) 1.800	(48.23) 1.899	14-60-0192
20	(48.26) 1.900	(50.77) 1.999	14-60-0202
21	(50.80) 2.000	(53.31) 2.099	14-60-0212
22	(53.34) 2.100	(55.85) 2.199	14-60-0222
23	(55.88) 2.200	(58.39) 2.299	14-60-0232
24	(58.42) 2.300	(60.93) 2.399	14-60-0242
25	(60.96) 2.400	(63.47) 2.499	14-60-0252



SECTION C-C



I.D. SLOT CODE TO WIRE GAUGE CHART	
I.D. SLOT CODE	WIRE GAUGE
A	24 AWG.

PLATING CODE (STRIPES ON CARRIER STRIP)	
PLATING	COLOR
TIN	NONE

REMOVE ENG. NO. EC NO. UCJ2011-110 DRAWN BY MSIBARRA 2010/10/19 CHECKED BY CFKJORGAN 2010/10/19 APPROVED BY APPR:SMILLER 2010/11/24 REV	QUALITY SYMBOLS	GENERAL TOLERANCES (UNLESS SPECIFIED)	DIMENSION STYLE	SCALE	DESIGN UNITS	THIRD ANGLE PROJECTION	
	∇=0 ∇=0 ∇=0	4 PLACES ± --- ± --- 3 PLACES ± --- ± .010 2 PLACES ± 0.25 ± .014 1 PLACE ± 0.35 ± --- ANGULAR ±1/2°	MM/IN	MM/IN	INCH	INCH	□ THIRD ANGLE PROJECTION
	DRAFT WHERE APPLICABLE MUST REMAIN WITHIN DIMENSIONS	SEE TABLE	DRAWN BY MSIBARRA 2010/10/19 CHECKED BY DATE WAZ 1984/10/09 APPROVED BY DATE SMILLER 2010/11/24	TITLE ASSEMBLY, SL CONNECTOR SINGLE ROW 2.54/.100 GRID	MOLEX INCORPORATED	SHEET NO. 1 OF 1	
	THIS DRAWING CONTAINS INFORMATION THAT IS PROPRIETARY TO MOLEX INCORPORATED AND SHOULD NOT BE USED WITHOUT WRITTEN PERMISSION						