

Excellent Integrated System Limited

Stocking Distributor

Click to view price, real time Inventory, Delivery & Lifecycle Information:

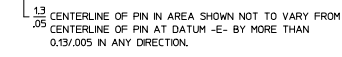
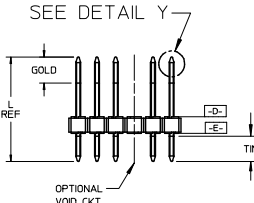
[Molex Connector Corporation](#)

[22-28-4286](#)

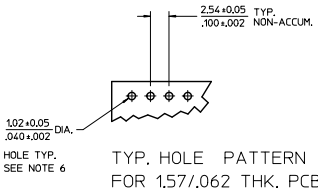
For any questions, you can email us directly:

sales@integrated-circuit.com

NO. CKTS	DIM. A	DIM. B
2	5.08	2.54
3	7.62	5.08
4	10.16	7.62
5	12.70	10.16
6	15.24	12.70
7	17.78	15.24
8	20.32	17.78
9	22.86	20.32
10	25.40	22.86
11	27.94	25.40
12	30.48	27.94
13	33.02	30.48
14	35.56	33.02
15	38.10	35.56
16	40.64	38.10
17	43.18	40.64
18	45.72	43.18
19	48.26	45.72
20	50.80	48.26
21	53.34	50.80
22	55.88	53.34
23	58.42	55.88
24	60.96	58.42
25	63.50	60.96
26	66.04	63.50
27	68.58	66.04
28	71.12	68.58
29	73.66	71.12
30	76.20	73.66
31	78.74	76.20
32	81.28	78.74
33	83.82	81.28
34	86.36	83.82
35	88.90	86.36
36	91.44	88.90
	3.600	3.500



- NOTES:
- MATERIAL: GLASS FILLED NYLON U.L. 94V-0. COLOR: BLACK
 - FINISH (SEE LAST 3 DIGITS OF PIN NUMBER) (154) OVERALL TIN: 0.00254/0.00100 MIN. OVER NICKEL: 0.00127/0.00050 MIN. (118) OVERALL TIN: 0.00152/0.00060 MIN. OVER NICKEL: 0.00127/0.00050 MIN. (208) SELECT GOLD: 0.00038/0.00015 MIN. SELECT TIN: 0.00254/0.00100 MIN. WITH OVERALL NICKEL UNDERPLATE: 0.00127/0.00050 MIN. (228) SELECT GOLD: 0.00076/0.00030 MIN. SELECT TIN: 0.00254/0.00100 MIN. WITH OVERALL NICKEL UNDERPLATE: 0.00127/0.00050 MIN.
 - PRODUCT SPECIFICATION PS 10-07.
 - PACKAGING INFORMATION: SEE TABLES
 - SOLDERABILITY PER SMES-152.
 - KINK PIN OPTION NOT RECOMMENDED FOR 2 CIRCUIT PARTS. HOLE SIZE MAY NEED TO BE ADJUSTED FOR 2 CIRCUIT PARTS WITH KINK OPTION FOR PROPER INSERTION INTO THE PCB. SEE SMES-42003 FOR ADDITIONAL INFORMATION ON KINK PIN DIRECTION AND PLACEMENT.
 - HEADERS ARE NOT STACKABLE ON 2.54/100 CENTERS.
 - PIN PUSH OUT FORCE: 3 LBS. MIN
 - THIS PART CONFORMS TO CLASS B REQUIREMENTS OF COSMETIC SPECIFICATION PS-45499-002.
 - PIN TIP DIMENSIONS ARE SHOWN FOR REFERENCE ONLY. DIMENSIONS APPLY PRIOR TO PLATING OR ASSEMBLY.



ADD: 42375-4445 DEC. NO.: UCP2014-3773 DRAWN BY: BRUNNY/PER 2014/02/07 CHK'D BY: CHYKONGUEN 2014/02/07 APPR'D: SMITH 2014/02/06	QUALITY SYMBOLS ∇=0 ∇=0 ∇=0	GENERAL TOLERANCES (UNLESS SPECIFIED) <table border="1"> <thead> <tr> <th></th> <th>mm</th> <th>INCH</th> </tr> </thead> <tbody> <tr> <td>4 PLACES</td> <td>± .10</td> <td>± .004</td> </tr> <tr> <td>3 PLACES</td> <td>± .15</td> <td>± .005</td> </tr> <tr> <td>2 PLACES</td> <td>± 0.25</td> <td>± .010</td> </tr> <tr> <td>1 PLACE</td> <td>± 0.38</td> <td>± .015</td> </tr> <tr> <td>0 PLACE</td> <td>± .50</td> <td>± .020</td> </tr> </tbody> </table> ANGULAR ±1/2° DRAFT WHERE APPLICABLE MUST REMAIN WITHIN DIMENSIONS		mm	INCH	4 PLACES	± .10	± .004	3 PLACES	± .15	± .005	2 PLACES	± 0.25	± .010	1 PLACE	± 0.38	± .015	0 PLACE	± .50	± .020	DIMENSION STYLE MM/IN	SCALE 2:1	DESIGN UNITS INCH	THIRD ANGLE PROJECTION
				mm	INCH																			
4 PLACES	± .10	± .004																						
3 PLACES	± .15	± .005																						
2 PLACES	± 0.25	± .010																						
1 PLACE	± 0.38	± .015																						
0 PLACE	± .50	± .020																						
2-* T19 1 T19 SHT. REV. T19	DRAWN BY: SCHAFFER DATE: 11/3/03 CHECKED BY: SAMIEC DATE: 2004/02/27 APPROVED BY: MARGULIS DATE: 2004/02/27	TITLE KK 100 HEADER ASSY FLAT VERTICAL BREAKAWAY molex	MATERIAL NO. SEE CHART	DOCUMENT NO. SD-42375-001	SHEET NO. 1 OF *	THIS DRAWING CONTAINS INFORMATION THAT IS PROPRIETARY TO MOLEX INCORPORATED AND SHOULD NOT BE USED WITHOUT WRITTEN PERMISSION																		