

Excellent Integrated System Limited

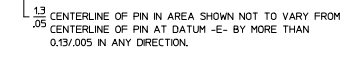
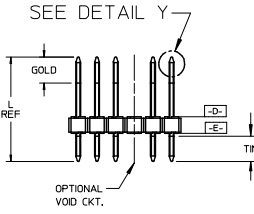
Stocking Distributor

Click to view price, real time Inventory, Delivery & Lifecycle Information:

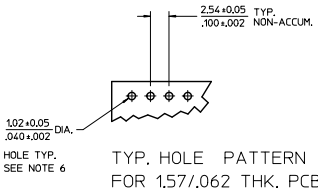
[Molex Connector Corporation](#)
[22-28-4108](#)

For any questions, you can email us directly:
sales@integrated-circuit.com

| NO. CKTS | DIM. A | DIM. B |
|----------|--------|--------|
| 2 | 5.08 | 2.54 |
| 3 | 7.62 | 5.08 |
| 4 | 10.16 | 7.62 |
| 5 | 12.70 | 10.16 |
| 6 | 15.24 | 12.70 |
| 7 | 17.78 | 15.24 |
| 8 | 20.32 | 17.78 |
| 9 | 22.86 | 20.32 |
| 10 | 25.40 | 22.86 |
| 11 | 27.94 | 25.40 |
| 12 | 30.48 | 27.94 |
| 13 | 33.02 | 30.48 |
| 14 | 35.56 | 33.02 |
| 15 | 38.10 | 35.56 |
| 16 | 40.64 | 38.10 |
| 17 | 43.18 | 40.64 |
| 18 | 45.72 | 43.18 |
| 19 | 48.26 | 45.72 |
| 20 | 50.80 | 48.26 |
| 21 | 53.34 | 50.80 |
| 22 | 55.88 | 53.34 |
| 23 | 58.42 | 55.88 |
| 24 | 60.96 | 58.42 |
| 25 | 63.50 | 60.96 |
| 26 | 66.04 | 63.50 |
| 27 | 68.58 | 66.04 |
| 28 | 71.12 | 68.58 |
| 29 | 73.66 | 71.12 |
| 30 | 76.20 | 73.66 |
| 31 | 78.74 | 76.20 |
| 32 | 81.28 | 78.74 |
| 33 | 83.82 | 81.28 |
| 34 | 86.36 | 83.82 |
| 35 | 88.90 | 86.36 |
| 36 | 91.44 | 88.90 |
| | 3.600 | 3.500 |



- NOTES:
- MATERIAL: GLASS FILLED NYLON U.L. 94V-0. COLOR: BLACK
 - FINISH (SEE LAST 3 DIGITS OF PIN NUMBER) (154) OVERALL TIN: 0.00254/0.000100 MIN. OVER NICKEL: 0.00127/0.000050 MIN. (118) OVERALL TIN: 0.00152/0.000060 MIN. OVER NICKEL: 0.00127/0.000050 MIN. (208) SELECT GOLD: 0.00038/0.00005 MIN. SELECT TIN: 0.00254/0.000100 MIN. WITH OVERALL NICKEL UNDERPLATE: 0.00127/0.000050 MIN. (228) SELECT GOLD: 0.00076/0.000030 MIN. SELECT TIN: 0.00254/0.000100 MIN. WITH OVERALL NICKEL UNDERPLATE: 0.00127/0.000050 MIN.
 - PRODUCT SPECIFICATION PS 10-07.
 - PACKAGING INFORMATION: SEE TABLES
 - SOLDERABILITY PER SMES-152.
 - KINK PIN OPTION NOT RECOMMENDED FOR 2 CIRCUIT PARTS. HOLE SIZE MAY NEED TO BE ADJUSTED FOR 2 CIRCUIT PARTS WITH KINK OPTION FOR PROPER INSERTION INTO THE PCB. SEE SMES-42003 FOR ADDITIONAL INFORMATION ON KINK PIN DIRECTION AND PLACEMENT.
 - HEADERS ARE NOT STACKABLE ON 2.54/100 CENTERS.
 - PIN PUSH OUT FORCE: 3 LBS. MIN
 - THIS PART CONFORMS TO CLASS B REQUIREMENTS OF COSMETIC SPECIFICATION PS-45499-002.
 - PIN TIP DIMENSIONS ARE SHOWN FOR REFERENCE ONLY. DIMENSIONS APPLY PRIOR TO PLATING OR ASSEMBLY.



| ADD: 42375-4445 DEC. NO.: UCP2014-3773 DRAWN BY: BRUNNY/PER 2014/02/07 CHK'D BY: NGUYEN 2014/02/07 APPR'D: SMITH 2014/02/06 | QUALITY SYMBOLS ∇=0 ∇=0 ∇=0 | GENERAL TOLERANCES (UNLESS SPECIFIED) <table border="1"> <tr><th></th><th>mm</th><th>INCH</th></tr> <tr><td>4 PLACES</td><td>± .010</td><td>± .0004</td></tr> <tr><td>3 PLACES</td><td>± .015</td><td>± .0006</td></tr> <tr><td>2 PLACES</td><td>± 0.25</td><td>± .010</td></tr> <tr><td>1 PLACE</td><td>± 0.38</td><td>± .015</td></tr> <tr><td>0 PLACE</td><td>±</td><td>±</td></tr> </table> ANGULAR ±1/2° DRAFT WHERE APPLICABLE MUST REMAIN WITHIN DIMENSIONS | | mm | INCH | 4 PLACES | ± .010 | ± .0004 | 3 PLACES | ± .015 | ± .0006 | 2 PLACES | ± 0.25 | ± .010 | 1 PLACE | ± 0.38 | ± .015 | 0 PLACE | ± | ± | DIMENSION STYLE MM/IN | SCALE 2:1 | DESIGN UNITS INCH | THIRD ANGLE PROJECTION |
|--------------------------------------------------------------------------------------------------------------------------------------------------|---------------------------------------------------------------------------|-----------------------------------------------------------------------------------------------------------------------------------------------------------------------------------------------------------------------------------------------------------------------------------------------------------------------------------------------------------------------------------------------------------------------------------------------------------------------------|------------------------------|---------------------|------|----------|--------|---------|----------|--------|---------|----------|--------|--------|---------|--------|--------|---------|---|---|--------------------------|--------------|----------------------|------------------------|
| | | | | mm | INCH | | | | | | | | | | | | | | | | | | | |
| 4 PLACES | ± .010 | ± .0004 | | | | | | | | | | | | | | | | | | | | | | |
| 3 PLACES | ± .015 | ± .0006 | | | | | | | | | | | | | | | | | | | | | | |
| 2 PLACES | ± 0.25 | ± .010 | | | | | | | | | | | | | | | | | | | | | | |
| 1 PLACE | ± 0.38 | ± .015 | | | | | | | | | | | | | | | | | | | | | | |
| 0 PLACE | ± | ± | | | | | | | | | | | | | | | | | | | | | | |
| DRAWN BY: SCHAFFER DATE: 11/3/03 CHECKED BY: SAMIEC DATE: 2004/02/27 APPROVED BY: MARGULIS DATE: 2004/02/27 | TITLE KK 100 HEADER ASSY FLAT VERTICAL BREAKAWAY molex | MATERIAL NO. SEE CHART | DOCUMENT NO. SD-42375-001 | SHEET NO. 1 OF * | | | | | | | | | | | | | | | | | | | | |