

## Excellent Integrated System Limited

Stocking Distributor

Click to view price, real time Inventory, Delivery & Lifecycle Information:

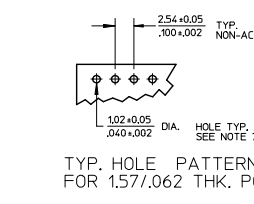
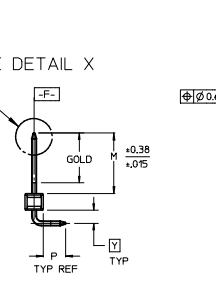
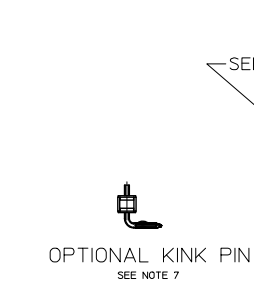
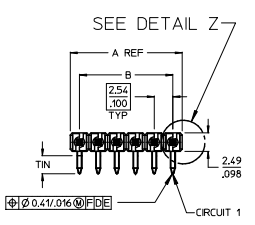
[Molex Connector Corporation](#)

[22-28-8184](#)

For any questions, you can email us directly:

[sales@integrated-circuit.com](mailto:sales@integrated-circuit.com)

NO. CKTS	DIM. A	DIM. B
2	5.08	2.54
3	7.62	5.08
4	10.16	7.62
5	12.70	10.16
6	15.24	12.70
7	17.78	15.24
8	20.32	17.78
9	22.86	20.32
10	25.40	22.86
11	27.94	25.40
12	30.48	27.94
13	33.02	30.48
14	35.56	33.02
15	38.10	35.56
16	40.64	38.10
17	43.18	40.64
18	45.72	43.18
19	48.26	45.72
20	50.80	48.26
21	53.34	50.80
22	55.88	53.34
23	58.42	55.88
24	60.96	58.42
25	63.50	60.96
26	66.04	63.50
27	68.58	66.04
28	71.12	68.58
29	73.66	71.12
30	76.20	73.66
31	78.74	76.20
32	81.28	78.74
33	83.82	81.28
34	86.36	83.82
35	88.90	86.36
36	91.44	88.90
36	3.600	3.500



- NOTES:
- MATERIAL: GLASS FILLED NYLON  
UL94V-0. COLOR: BLACK
  - FINISH:  
(154) OVERALL TIN: 0.00254/0.00100 MIN. OVER  
NICKEL: 0.00127/0.00050 MIN.  
(208) SELECT GOLD: 0.00038/0.00015 MIN.  
SELECT TIN: 0.00254/0.00100 MIN.  
WITH OVERALL NICKEL UNDERPLATE: 0.00127/0.00050 MIN.  
(228) SELECT GOLD: 0.00076/0.00030 MIN.  
SELECT TIN: 0.00254/0.00100 MIN.  
WITH OVERALL NICKEL UNDERPLATE: 0.00127/0.00050 MIN.
  - PRODUCT SPECIFICATION: PS 10-07
  - PACKAGING INFORMATION: SEE TABLES
  - SOLDERABILITY PER SMES-152.
  - PIN PUSH OUT FORCE: 3 LBS. MIN
  - PIN KINK OPTION NOT RECOMMENDED FOR 2 CIRCUIT PARTS.  
HOLE SIZE MAY NEED TO BE ADJUSTED FOR 2 CIRCUIT PARTS  
WITH KINK OPTION FOR PROPER INSERTION INTO THE PCB.  
SEE SMES-42003 FOR ADDITIONAL INFORMATION  
ON KINK PIN DIRECTION AND PLACEMENT.
  - HEADERS ARE NOT STACKABLE ON 254/100 CENTERS.
  - THIS PART CONFORMS TO CLASS B REQUIREMENTS OF  
COSMETIC SPECIFICATION PS-42499-002.
  - PIN TIP DIMENSIONS ARE SHOWN FOR REFERENCE ONLY.  
DIMENSIONS APPLY PRIOR TO PLATING OR ASSEMBLY.

2**	X4
1	X4
SHEET	REV

CORRECT DIMENSION E.C. NO.: UCP2015-1410 DRAWN BY: PER CHKD BY: NGUYEN APPROVED BY: SMITH	QUALITY SYMBOLS ▽=0 ▽=0 ▽=0	GENERAL TOLERANCES (UNLESS SPECIFIED)		DIMENSION STYLE		SCALE	DESIGN UNITS	THIRD ANGLE PROJECTION
				MM/IN		2:1	INCH	
		4 PLACES	± .010	± .010	DRAWN BY	DATE	TITLE	
		3 PLACES	± .010	± .010	JSCHAFFER	11/24/03	KK 100 HEADER ASSEMBLY FLAT RIGHT ANGLE BREAKAWAY	
2 PLACES	± 0.25	± 0.15	CHECKED BY	DATE				
1 PLACE	± 0.38	± .---	SAMIEC	11/24/03				
0 PLACE	± .---	± .---	APPROVED BY	DATE				
			MARGULIS	11/24/03				
ANGULAR ±1/2° DRAFT WHERE APPLICABLE MUST REMAIN WITHIN DIMENSIONS		MATERIAL NO.		DOCUMENT NO.		SHEET NO.		
X4		SEE CHART		SD-42377-001		1 OF *		
THIS DRAWING CONTAINS INFORMATION THAT IS PROPRIETARY TO MOLEX INCORPORATED AND SHOULD NOT BE USED WITHOUT WRITTEN PERMISSION								