



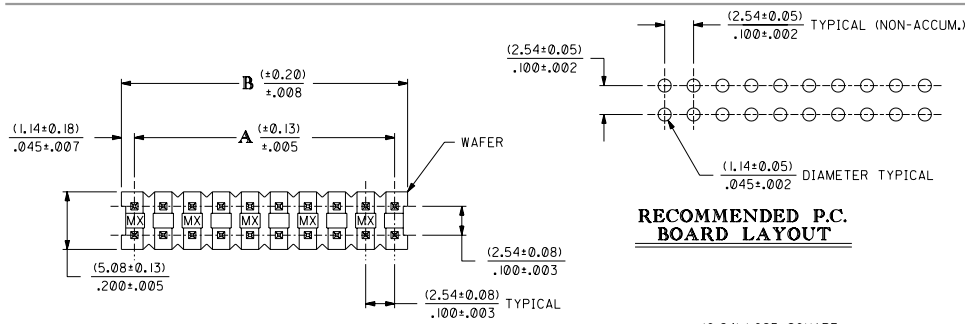
Excellent Integrated System Limited

Stocking Distributor

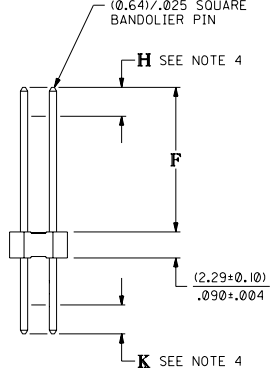
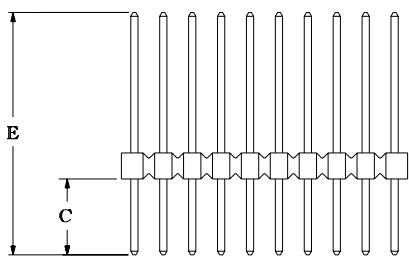
Click to view price, real time Inventory, Delivery & Lifecycle Information:

[Molex Connector Corporation](#)
[10-89-2581](#)

For any questions, you can email us directly:
sales@integrated-circuit.com



RECOMMENDED P.C. BOARD LAYOUT



CKT. SIZE	DIMENSION A		DIMENSION B	
	(MM)	(INCH)	(MM)	(INCH)
4	(2.54)	.100	(4.83)	.190
6	(5.08)	.200	(7.37)	.290
8	(7.62)	.300	(9.91)	.390
10	(10.16)	.400	(12.45)	.490
12	(12.70)	.500	(14.99)	.590
14	(15.24)	.600	(17.53)	.690
16	(17.78)	.700	(20.07)	.790
18	(20.32)	.800	(22.61)	.890
20	(22.86)	.900	(25.15)	.990
22	(25.40)	1.000	(27.69)	1.090
24	(27.94)	1.100	(30.23)	1.190
26	(30.48)	1.200	(32.77)	1.290
28	(33.02)	1.300	(35.31)	1.390
30	(35.56)	1.400	(37.85)	1.490
32	(38.10)	1.500	(40.39)	1.590
34	(40.64)	1.600	(42.93)	1.690
36	(43.18)	1.700	(45.47)	1.790
38	(45.72)	1.800	(48.01)	1.890
40	(48.26)	1.900	(50.55)	1.990
42	(50.80)	2.000	(53.09)	2.090
44	(53.34)	2.100	(55.63)	2.190
46	(55.88)	2.200	(58.17)	2.290
48	(58.42)	2.300	(60.71)	2.390
50	(60.96)	2.400	(63.25)	2.490
52	(63.50)	2.500	(65.79)	2.590
54	(66.04)	2.600	(68.33)	2.690
56	(68.58)	2.700	(70.87)	2.790
58	(71.12)	2.800	(73.41)	2.890
60	(73.66)	2.900	(75.95)	2.990
62	(76.20)	3.000	(78.49)	3.090
64	(78.74)	3.100	(81.03)	3.190
66	(81.28)	3.200	(83.57)	3.290
68	(83.82)	3.300	(86.11)	3.390
70	(86.36)	3.400	(88.65)	3.490
72	(88.90)	3.500	(91.19)	3.590
74	(91.44)	3.600	(93.73)	3.690
76	(93.98)	3.700	(96.27)	3.790
78	(96.52)	3.800	(98.81)	3.890
80	(99.06)	3.900	(101.35)	3.990

NOTES:

- PIN PUSHOUT FORCE: 4 LBS. MINIMUM (IN EITHER DIRECTION)
- FOR ILLUSTRATION PURPOSES, 20 (DUAL 10) CIRCUIT SIZE IS SHOWN.
- PINS MUST MEET MOLEX SOLDERABILITY SPECIFICATION ES-152, EXCEPT VOIDS ARE PERMISSIBLE AT BANDOLIER PIN PAYING SURFACE (APPROX. .025 LONG X .006 WIDE REF.- 2 LOCATIONS).
- MEASURE POINT FOR PLATING THICKNESS.
- THIS PART CONFORMS TO MOLEX PRODUCT SPECIFICATION PS-8624.
- PACKAGING INFORMATION: (UNLESS OTHERWISE NOTED IN TABLES) PER PACKAGING DRAWING NO. PK-70873-0353 BULK PACKAGED IN BAGS

MATERIAL:

- WAFER - GLASS FILLED POLYESTER; UL94V-0; COLOR: BLACK
- PIN - PHOSPHOR BRONZE

PLATING:

- TIN - .000150 MINIMUM TIN PLATE OVER .000050 MINIMUM NICKEL PLATE.
- 15 GOLD - .000015 MINIMUM GOLD PLATE IN SELECT AREA, .000075 MINIMUM TIN PLATE IN SELECT AREA, OVER .000050 MINIMUM NICKEL PLATE OVERALL.
- 30 GOLD - .000030 MINIMUM GOLD PLATE IN SELECT AREA, .000075 MINIMUM TIN PLATE IN SELECT AREA, OVER .000050 MINIMUM NICKEL PLATE OVERALL.
- D30 GOLD - .000030 MINIMUM GOLD PLATE IN SELECT AREAS OVER .000050 MINIMUM NICKEL PLATE OVERALL.
- 5 GOLD - .000005 MINIMUM GOLD FLASH IN SELECT AREA, .000075 MINIMUM TIN PLATE IN SELECT AREA, OVER .000050 MINIMUM NICKEL PLATE OVERALL.

*THE PRIMARY SHIPPING CARTON WILL BE LABELED 'COMPLIANT TO ROHS DIRECTIVE 2002/95/EC AND ELV ANNEX II OF DIRECTIVE 2000/53/EC'. CARTONS WITHOUT THIS LABEL MAY CONTAIN PRODUCT WITH LEAD.

SALES ASSY-DUAL ROW WAFER W/BREAK-OFF OPTION .025 SQ. PINS/.100 GRID

MOLEX INCORPORATED

SEE CHARTS SDA-8624-0001-5000

DATE: 05/17/93

FILE NAME: 58624X1

THIS DRAWING CONTAINS INFORMATION THAT IS PROPRIETARY TO MOLEX. IT SHALL NOT BE USED WITHOUT WRITTEN PERMISSION. DA C

7	P	
6	P	
5	P	
4	P	
3	P	
2	P	
1	P	



Distributor of Molex Connector Corporation: Excellent Integrated System Limited

Datasheet of 10-89-2581 - CONN HEADER 58POS .100 VERT GOLD

Contact us: sales@integrated-circuit.com Website: www.integrated-circuit.com

Table with columns for ENGINEERING NUMBER, RELEASE FOR MANUFACTURE, dimensions C, E, F, PLATING PER NOTES SHEET I, CONNECTOR END PLATING (TYPE, MEAS.), P.C. BOARD END PLATING (TYPE, MEAS.), and FOR PACKAGING INFORMATION.

Large table listing CKTS (02 to 80) and corresponding EDP NUMBER and ENG NUMBER for various connector configurations.

Technical drawing area containing a revision table (L, H, C, BI, B, P), dimension callouts (L, H, F, C, BI, B, P), and title block information including MOLEX INCORPORATED, SDA-824-0001-5000, and drawing date 08/15/88.