

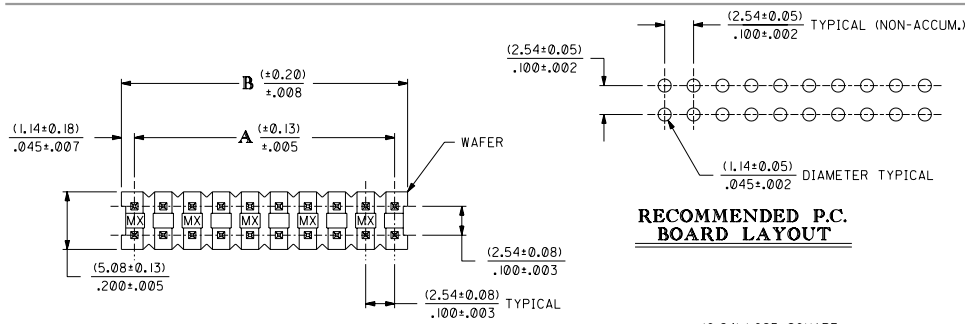
## **Excellent Integrated System Limited**

Stocking Distributor

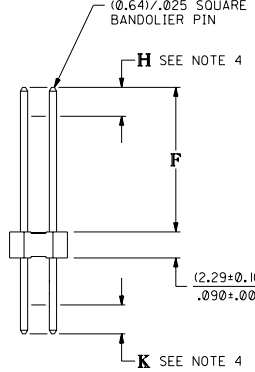
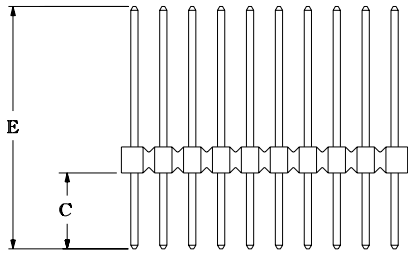
Click to view price, real time Inventory, Delivery & Lifecycle Information:

[Molex Connector Corporation](#)  
[10-89-9047](#)

For any questions, you can email us directly:  
[sales@integrated-circuit.com](mailto:sales@integrated-circuit.com)



RECOMMENDED P.C. BOARD LAYOUT



CKT. SIZE	DIMENSION A		DIMENSION B	
	(MM)	(INCH)	(MM)	(INCH)
4	(2.54)	.100	(4.83)	.190
6	(5.08)	.200	(7.37)	.290
8	(7.62)	.300	(9.91)	.390
10	(10.16)	.400	(12.45)	.490
12	(12.70)	.500	(14.99)	.590
14	(15.24)	.600	(17.53)	.690
16	(17.78)	.700	(20.07)	.790
18	(20.32)	.800	(22.61)	.890
20	(22.86)	.900	(25.15)	.990
22	(25.40)	1.000	(27.69)	1.090
24	(27.94)	1.100	(30.23)	1.190
26	(30.48)	1.200	(32.77)	1.290
28	(33.02)	1.300	(35.31)	1.390
30	(35.56)	1.400	(37.85)	1.490
32	(38.10)	1.500	(40.39)	1.590
34	(40.64)	1.600	(42.93)	1.690
36	(43.18)	1.700	(45.47)	1.790
38	(45.72)	1.800	(48.01)	1.890
40	(48.26)	1.900	(50.55)	1.990
42	(50.80)	2.000	(53.09)	2.090
44	(53.34)	2.100	(55.63)	2.190
46	(55.88)	2.200	(58.17)	2.290
48	(58.42)	2.300	(60.71)	2.390
50	(60.96)	2.400	(63.25)	2.490
52	(63.50)	2.500	(65.79)	2.590
54	(66.04)	2.600	(68.33)	2.690
56	(68.58)	2.700	(70.87)	2.790
58	(71.12)	2.800	(73.41)	2.890
60	(73.66)	2.900	(75.95)	2.990
62	(76.20)	3.000	(78.49)	3.090
64	(78.74)	3.100	(81.03)	3.190
66	(81.28)	3.200	(83.57)	3.290
68	(83.82)	3.300	(86.11)	3.390
70	(86.36)	3.400	(88.65)	3.490
72	(88.90)	3.500	(91.19)	3.590
74	(91.44)	3.600	(93.73)	3.690
76	(93.98)	3.700	(96.27)	3.790
78	(96.52)	3.800	(98.81)	3.890
80	(99.06)	3.900	(101.35)	3.990

**NOTES:**

- PIN PUSHOUT FORCE: 4 LBS. MINIMUM (IN EITHER DIRECTION)
- FOR ILLUSTRATION PURPOSES, 20 (DUAL 10) CIRCUIT SIZE IS SHOWN.
- PINS MUST MEET MOLEX SOLDERABILITY SPECIFICATION ES-152, EXCEPT VOIDS ARE PERMISSIBLE AT BANDOLIER PIN FAYING SURFACE (APPROX. .025 LONG X .006 WIDE REF.- 2 LOCATIONS).
- MEASURE POINT FOR PLATING THICKNESS.
- THIS PART CONFORMS TO MOLEX PRODUCT SPECIFICATION PS-8624.
- PACKAGING INFORMATION: (UNLESS OTHERWISE NOTED IN TABLES) PER PACKAGING DRAWING NO. PK-70873-0353 BULK PACKAGED IN BAGS

**MATERIAL:**

WAFER - GLASS FILLED POLYESTER; UL94V-0; COLOR: BLACK  
PIN - PHOSPHOR BRONZE

**PLATING:**

- TIN - .000150 MINIMUM TIN PLATE OVER .000050 MINIMUM NICKEL PLATE.
- 15 GOLD - .000015 MINIMUM GOLD PLATE IN SELECT AREA, .000075 MINIMUM TIN PLATE IN SELECT AREA, OVER .000050 MINIMUM NICKEL PLATE OVERALL.
- 30 GOLD - .000030 MINIMUM GOLD PLATE IN SELECT AREA, .000075 MINIMUM TIN PLATE IN SELECT AREA, OVER .000050 MINIMUM NICKEL PLATE OVERALL.
- D30 GOLD - .000030 MINIMUM GOLD PLATE IN SELECT AREAS OVER .000050 MINIMUM NICKEL PLATE OVERALL.
- 5 GOLD - .000005 MINIMUM GOLD FLASH IN SELECT AREA, .000075 MINIMUM TIN PLATE IN SELECT AREA, OVER .000050 MINIMUM NICKEL PLATE OVERALL.

\*THE PRIMARY SHIPPING CARTON WILL BE LABELED 'COMPLIANT TO ROHS DIRECTIVE 2002/95/EC AND ELV ANNEX II OF DIRECTIVE 2000/53/EC'. CARTONS WITHOUT THIS LABEL MAY CONTAIN PRODUCT WITH LEAD.

MFG. SH. REV. LTR. REVISIONS

7	P	
6	P	
5	P	
4	P	
3	P	
2	P	
1	P	

SALES ASSY-DUAL ROW WAFER W/BREAK-OFF OPTION .025 SQ. PINS/.100 GRID

MOLEX INCORPORATED

SEE CHARTS SDA-8624-0001-5000



# Distributor of Molex Connector Corporation: Excellent Integrated System Limited

## Datasheet of 10-89-9047 - CONN HEADER 4POS .100 VERT GOLD

Contact us: [sales@integrated-circuit.com](mailto:sales@integrated-circuit.com) Website: [www.integrated-circuit.com](http://www.integrated-circuit.com)

ENGINEERING NUMBER A-8624	RELEASE FOR MANUFACTURE	C (0.38) ± .015	E (0.25) ± .010	F (0.25) ± .010	CONNECTOR END PLATING			P.C. BOARD END PLATING			FOR PACKAGING INFORMATION, SEE NOTE 6, SHEET 1 (UNLESS OTHERWISE SPECIFIED BELOW)
					TYPE	H MEAS.		TYPE	K MEAS.		
-0561/-0600	R.F.M.	(4.70) .185	(15.11) .595	(8.13) .320	30 GOLD	GOLD	(4.57) .180	TIN	(1.27) .050		
-0641/-0680	R.F.M.	(2.72) .107	(11.10) .437	(6.10) .240	5 GOLD	GOLD	(2.54) .100	TIN	(1.27) .050		
-0681/-0720	R.F.M.	(5.64) .222	(15.75) .620	(7.82) .308	TIN	TIN	(2.54) .100	TIN	(1.27) .050		
-0721/-0760	R.F.M.	(0.56) .022 MAX.	(13.21) .520	(10.67) .420	TIN	TIN	(2.54) .100	N/A	N/A	N/A	PK-70873-0688 ALL CIRCUIT SIZES
-0761/-0800											
-0801/-0840											

CKTS	EDP NUMBER	ENG NUMBER	EDP NUMBER	ENG NUMBER	EDP NUMBER	ENG NUMBER	EDP NUMBER	ENG NUMBER	EDP NUMBER	ENG NUMBER	EDP NUMBER	ENG NUMBER	EDP NUMBER	ENG NUMBER	CKTS
02	N.A.	A-8624-0561			N.A.	A-8624-0641	N.A.	A-8624-0681	N.A.	A-8624-0721	N.A.	A-8624-0761	N.A.	A-8624-0801	02
04	10-89-2044	A-8624-0562			10-89-9047	A-8624-0642	10-89-9048	A-8624-0682		A-8624-0722		A-8624-0762		A-8624-0802	04
06	10-89-2064	A-8624-0563			10-89-9067	A-8624-0643	10-89-9068	A-8624-0683		A-8624-0723		A-8624-0763		A-8624-0803	06
08	10-89-2084	A-8624-0564			10-89-9087	A-8624-0644	10-89-9088	A-8624-0684		A-8624-0724		A-8624-0764		A-8624-0804	08
10	10-89-2104	A-8624-0565			10-89-9107	A-8624-0645	10-89-9108	A-8624-0685		A-8624-0725		A-8624-0765		A-8624-0805	10
12	10-89-2124	A-8624-0566			10-89-9127	A-8624-0646	10-89-9128	A-8624-0686	10-89-7124	A-8624-0726		A-8624-0766		A-8624-0806	12
14	10-89-2144	A-8624-0567			10-89-9147	A-8624-0647	10-89-9148	A-8624-0687		A-8624-0727		A-8624-0767		A-8624-0807	14
16	10-89-2164	A-8624-0568			10-89-9167	A-8624-0648	10-89-9168	A-8624-0688		A-8624-0728		A-8624-0768		A-8624-0808	16
18	10-89-2184	A-8624-0569			10-89-9187	A-8624-0649	10-89-9188	A-8624-0689		A-8624-0729		A-8624-0769		A-8624-0809	18
20	10-89-2204	A-8624-0570			10-89-9207	A-8624-0650	10-89-9208	A-8624-0690		A-8624-0730		A-8624-0770		A-8624-0810	20
22	10-89-2224	A-8624-0571			10-89-9227	A-8624-0651	10-89-9228	A-8624-0691	10-89-7224	A-8624-0731		A-8624-0771		A-8624-0811	22
24	10-89-2244	A-8624-0572			10-89-9247	A-8624-0652	10-89-9248	A-8624-0692		A-8624-0732		A-8624-0772		A-8624-0812	24
26	10-89-2264	A-8624-0573			10-89-9267	A-8624-0653	10-89-9268	A-8624-0693		A-8624-0733		A-8624-0773		A-8624-0813	26
28	10-89-2284	A-8624-0574			10-89-9287	A-8624-0654	10-89-9288	A-8624-0694		A-8624-0734		A-8624-0774		A-8624-0814	28
30	10-89-2304	A-8624-0575			10-89-9307	A-8624-0655	10-89-9308	A-8624-0695		A-8624-0735		A-8624-0775		A-8624-0815	30
32	10-89-2324	A-8624-0576			10-89-9327	A-8624-0656	10-89-9328	A-8624-0696		A-8624-0736		A-8624-0776		A-8624-0816	32
34	10-89-2344	A-8624-0577			10-89-9347	A-8624-0657	10-89-9348	A-8624-0697		A-8624-0737		A-8624-0777		A-8624-0817	34
36	10-89-2364	A-8624-0578			10-89-9367	A-8624-0658	10-89-9368	A-8624-0698		A-8624-0738		A-8624-0778		A-8624-0818	36
38	10-89-2384	A-8624-0579			10-89-9387	A-8624-0659	10-89-9388	A-8624-0699		A-8624-0739		A-8624-0779		A-8624-0819	38
40	10-89-2404	A-8624-0580			10-89-9407	A-8624-0660	10-89-9408	A-8624-0700		A-8624-0740		A-8624-0780		A-8624-0820	40
42	10-89-2424	A-8624-0581			10-89-9427	A-8624-0661	10-89-9428	A-8624-0701		A-8624-0741		A-8624-0781		A-8624-0821	42
44	10-89-2444	A-8624-0582			10-89-9447	A-8624-0662	10-89-9448	A-8624-0702		A-8624-0742		A-8624-0782		A-8624-0822	44
46	10-89-2464	A-8624-0583			10-89-9467	A-8624-0663	10-89-9468	A-8624-0703		A-8624-0743		A-8624-0783		A-8624-0823	46
48	10-89-2484	A-8624-0584			10-89-9487	A-8624-0664	10-89-9488	A-8624-0704		A-8624-0744		A-8624-0784		A-8624-0824	48
50	10-89-2504	A-8624-0585			10-89-9507	A-8624-0665	10-89-9508	A-8624-0705		A-8624-0745		A-8624-0785		A-8624-0825	50
52	10-89-2524	A-8624-0586			10-89-9527	A-8624-0666	10-89-9528	A-8624-0706		A-8624-0746		A-8624-0786		A-8624-0826	52
54	10-89-2544	A-8624-0587			10-89-9547	A-8624-0667	10-89-9548	A-8624-0707		A-8624-0747		A-8624-0787		A-8624-0827	54
56	10-89-2564	A-8624-0588			10-89-9567	A-8624-0668	10-89-9568	A-8624-0708		A-8624-0748		A-8624-0788		A-8624-0828	56
58	10-89-2584	A-8624-0589			10-89-9587	A-8624-0669	10-89-9588	A-8624-0709		A-8624-0749		A-8624-0789		A-8624-0829	58
60	10-89-2604	A-8624-0590			10-89-9607	A-8624-0670	10-89-9608	A-8624-0710		A-8624-0750		A-8624-0790		A-8624-0830	60
62	10-89-2624	A-8624-0591			10-89-9627	A-8624-0671	10-89-9628	A-8624-0711		A-8624-0751		A-8624-0791		A-8624-0831	62
64	10-89-2644	A-8624-0592			10-89-9647	A-8624-0672	10-89-9648	A-8624-0712		A-8624-0752		A-8624-0792		A-8624-0832	64
66	10-89-2664	A-8624-0593			10-89-9667	A-8624-0673	10-89-9668	A-8624-0713		A-8624-0753		A-8624-0793		A-8624-0833	66
68	10-89-2684	A-8624-0594			10-89-9687	A-8624-0674	10-89-9688	A-8624-0714		A-8624-0754		A-8624-0794		A-8624-0834	68
70	10-89-2704	A-8624-0595			10-89-9707	A-8624-0675	10-89-9708	A-8624-0715		A-8624-0755		A-8624-0795		A-8624-0835	70
72	10-89-2724	A-8624-0596			10-89-9727	A-8624-0676	10-89-9728	A-8624-0716		A-8624-0756		A-8624-0796		A-8624-0836	72
74	10-89-2744	A-8624-0597			10-89-9747	A-8624-0677	10-89-9748	A-8624-0717		A-8624-0757		A-8624-0797		A-8624-0837	74
76	10-89-2764	A-8624-0598			10-89-9767	A-8624-0678	10-89-9768	A-8624-0718		A-8624-0758		A-8624-0798		A-8624-0838	76
78	10-89-2784	A-8624-0599			10-89-9787	A-8624-0679	10-89-9788	A-8624-0719		A-8624-0759		A-8624-0799		A-8624-0839	78
80	10-89-2804	A-8624-0600			10-89-9807	A-8624-0680	10-89-9808	A-8624-0720		A-8624-0760		A-8624-0800		A-8624-0840	80

G SEE SHEET I		DIMENSIONS SHOWN METRIC INCH UNLESS OTHERWISE SPECIFIED TOLERANCES ARE AS SHOWN		TITLE	
F SEE SHEET I		INCH METRIC		REVISE ONLY ON CAD SYSTEM	
E SEE SHEET I		3 PLAGE ± ±		SALES ASSY-DUAL ROW	
D1 SEE SHEET I		2 PLAGE ± ±		WAFER W/BREAK-OFF OPTION	
C SEE SHEET I		1 PLAGE ± ±		.025 SQ. PINS/.100 GRID	
B SEE SHEET I		DRAFT WHEN AVAILABLE MUST REMAIN WITH DIMENSIONS		MOLEX INCORPORATED SHEET NO. DATE	
A SEE SHEET I		DRG. NO. EIK		4 08/15/88	
LTR. REVISIONS		LTR. REVISIONS		PART NO. SDA-8624-0001-5000	
		APP'D. BY WAZ		FILE NAME	
		SCALE		58624X4	
				THIS DRAWING CONTAINS INFORMATION THAT IS PROPRIETARY TO MOLEX INC. AND SHOULD NOT BE USED WITHOUT WRITTEN PERMISSION DA C	