

Excellent Integrated System Limited

Stocking Distributor

Click to view price, real time Inventory, Delivery & Lifecycle Information:

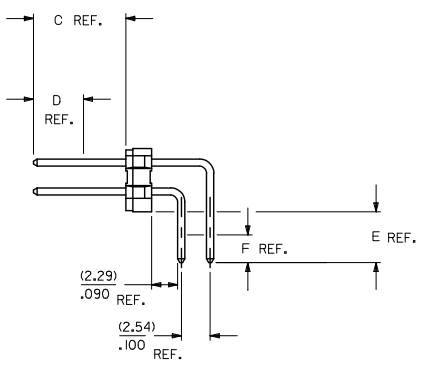
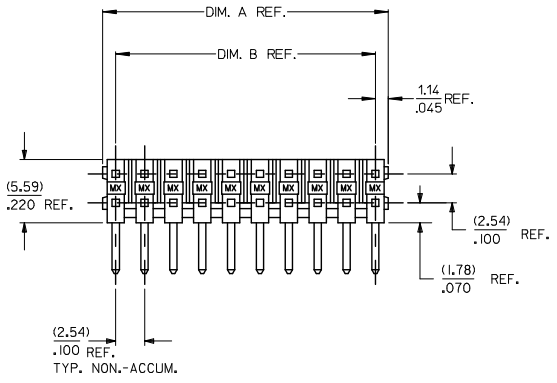
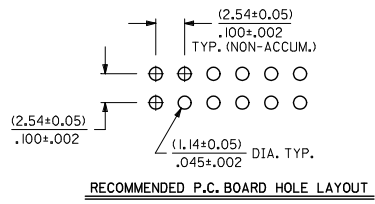
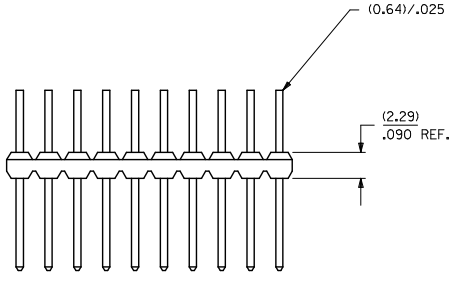
[Molex Connector Corporation](#)

[10-89-4266](#)

For any questions, you can email us directly:

sales@integrated-circuit.com

CKT. SIZE	DIM. A		DIM. B	
	MM	INCH	MM	INCH
04	4.83	.190	2.54	.100
06	7.37	.290	5.08	.200
08	9.91	.390	7.62	.300
10	12.45	.490	10.16	.400
12	14.99	.590	12.70	.500
14	17.53	.690	15.24	.600
16	20.07	.790	17.78	.700
18	22.61	.890	20.32	.800
20	25.15	.990	22.86	.900
22	27.69	1.090	25.40	1.000
24	30.23	1.190	27.94	1.100
26	32.77	1.290	30.48	1.200
28	35.31	1.390	33.02	1.300
30	37.85	1.490	35.56	1.400



- NOTES:
- MATERIAL: WAFER - GLASS-FILLED POLYESTER, 94V-0; COLOR: BLACK.
PINS - COPPER ALLOY
 - FINISH:
 - TIN - 0.00381/0.000150 MINIMUM TIN OVER 0.00127/0.000050 MINIMUM NICKEL OVERALL.
 - 15 GOLD - 0.00038/0.000015 MINIMUM GOLD PLATE IN SELECTED AREA AND 0.00191/0.000075 MINIMUM TIN IN SELECTED AREA OVER 0.00127/0.000050 MINIMUM NICKEL OVERALL.
 - 30 GOLD - 0.00076/0.000030 MINIMUM GOLD PLATE IN SELECTED AREA AND 0.00191/0.000075 MINIMUM TIN IN SELECTED AREA OVER 0.00121/0.000050 MINIMUM NICKEL OVERALL.
 - PRODUCT SPECIFICATION: PS-70216.
 - PACKAGING SPECIFICATION: FOR 4 THROUGH 8 CIRCUIT PARTS, SEE PK-70873-0353. FOR 10 CIRCUITS AND OVER, SEE PK-70873-0075.
 - PIN PUSHOUT FORCE: 3 LBS. MINIMUM.
 - FOR ILLUSTRATION PURPOSES, 20 (DUAL 10) CIRCUIT SIZE WAFER IS SHOWN.
 - PINS MUST MEET SOLDERABILITY SPEC. SMES-152.
 - WAFER TO BE FLAT WITHIN (0.03 MM/CM) OR .003 IN./IN.
 - THIS PART CONFORMS TO CLASS B REQUIREMENTS OF COSMETIC SPECIFICATION PS-45499-002.

PIN PUSHOUT FORCE EC NO: UCP2015-2835 DRAWN BY: IDRWANKIPPER CHECKED BY: CHKBRANDERSON APPROVED BY: APPRPSMITH DATE: 2013/07/17 DATE: 2013/07/17 DATE: 2013/09/27	QUALITY SYMBOLS	GENERAL TOLERANCES (UNLESS SPECIFIED)	DIMENSION STYLE	SCALE	DESIGN UNITS	THIRD ANGLE PROJECTION
	▽=0	mm INCH	MM/IN	4:1	INCH	THIRD ANGLE PROJECTION
	▽=0	4 PLACES ± --- ± ---	DRAWN BY DATE	DATE	TITLE	
	▽=0	3 PLACES ± --- ± .005	CHECKED BY DATE	DATE	RT. ANG. WAFER ASS'Y 2.54/.100 GRID, DUAL ROW BREAKAWAY 0.64/.025 PINS	
▽=0	2 PLACES ± 0.13 ± .01	APPROVED BY DATE	DATE	molex		
▽=0	1 PLACE ± 0.25 ± ---	MATERIAL NO.	DOCUMENT NO.	SD-70216-001		
▽=0	0 PLACE ± ±	ANGULAR ±1/2°		SHEET NO. 1 OF *		
DRAFT WHERE APPLICABLE MUST REMAIN WITHIN DIMENSIONS		SEE CHART		THIS DRAWING CONTAINS INFORMATION THAT IS PROPRIETARY TO MOLEX INCORPORATED AND SHOULD NOT BE USED WITHOUT WRITTEN PERMISSION		