

Excellent Integrated System Limited

Stocking Distributor

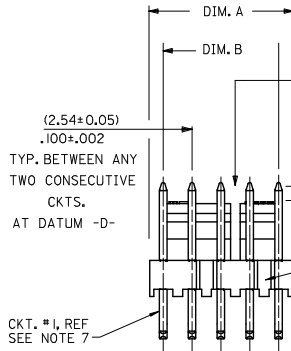
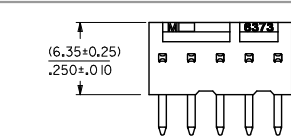
Click to view price, real time Inventory, Delivery & Lifecycle Information:

[Molex Connector Corporation](#)
[0022053171](#)

For any questions, you can email us directly:

sales@integrated-circuit.com

28	(71.12 / 70.61)	(68.58 ± 0.25)	4, .5
	2.800 / 2.780	2.700 ± .010	24, 25
27	(68.58 / 68.07)	(66.04 ± 0.25)	4, .5
	2.700 / 2.680	2.600 ± .010	24, 25
26	(66.04 / 65.53)	(63.50 ± 0.25)	4, .5
	2.600 / 2.580	2.500 ± .010	20, 21
25	(63.50 / 62.99)	(60.96 ± 0.25)	4, .5
	2.500 / 2.480	2.400 ± .010	20, 21
24	(60.96 / 60.45)	(58.42 ± 0.25)	4, .5
	2.400 / 2.380	2.300 ± .010	20, 21
23	(58.42 / 57.96)	(55.88 ± 0.23)	4, .5
	2.300 / 2.282	2.200 ± .009	20, 21
22	(55.88 / 55.42)	(53.34 ± 0.23)	4, .5
	2.200 / 2.182	2.100 ± .009	16, 17
21	(53.34 / 52.88)	(50.80 ± 0.23)	4, .5
	2.100 / 2.082	2.000 ± .009	16, 17
20	(50.80 / 50.34)	(48.26 ± 0.23)	4, .5
	2.000 / 1.982	1.900 ± .009	16, 17
19	(48.26 / 47.80)	(45.72 ± 0.23)	4, .5
	1.900 / 1.882	1.800 ± .009	16, 17
18	(45.72 / 45.31)	(43.18 ± 0.20)	4, .5
	1.800 / 1.784	1.700 ± .008	12, 13
17	(43.18 / 42.77)	(40.64 ± 0.20)	4, .5
	1.700 / 1.684	1.600 ± .008	12, 13
16	(40.64 / 40.23)	(38.10 ± 0.20)	4, .5
	1.600 / 1.584	1.500 ± .008	12, 13
15	(38.10 / 37.69)	(35.56 ± 0.20)	4, .5
	1.500 / 1.484	1.400 ± .008	12, 13
14	(35.56 / 35.20)	(33.02 ± 0.18)	4, .5
	1.400 / 1.386	1.300 ± .007	8, 9
13	(33.02 / 32.66)	(30.48 ± 0.18)	4, .5
	1.300 / 1.286	1.200 ± .007	8, 9
12	(30.48 / 30.12)	(27.94 ± 0.18)	4, .5
	1.200 / 1.186	1.100 ± .007	8, 9
11	(27.94 / 27.58)	(25.40 ± 0.18)	4, .5
	1.100 / 1.086	1.000 ± .007	8, 9
10	(25.40 / 25.04)	(22.86 ± 0.15)	4, .5
	1.000 / .986	.900 ± .006	
9	(22.86 / 22.50)	(20.32 ± 0.15)	4, .5
	.900 / .886	.800 ± .006	
8	(20.32 / 19.96)	(17.78 ± 0.15)	4, .5
	.800 / .786	.700 ± .006	
7	(17.78 / 17.42)	(15.24 ± 0.13)	4, .5
	.700 / .686	.600 ± .005	
6	(15.24 / 14.88)	(12.70 ± 0.13)	4, .5
	.600 / .586	.500 ± .005	
5	(12.70 / 12.40)	(10.16 ± 0.13)	NONE
	.500 / .488	.400 ± .005	
4	(10.16 / 9.86)	(7.62 ± 0.13)	NONE
	.400 / .388	.300 ± .005	
3	(7.62 / 7.32)	(5.08 ± 0.10)	NONE
	.300 / .288	.200 ± .004	
2	(5.08 / 4.78)	(2.54 ± 0.05)	NONE
	.200 / .188	.100 ± .002	
NO. OF CKTS.	DIM. A	DIM. B	SLOTS LOC.



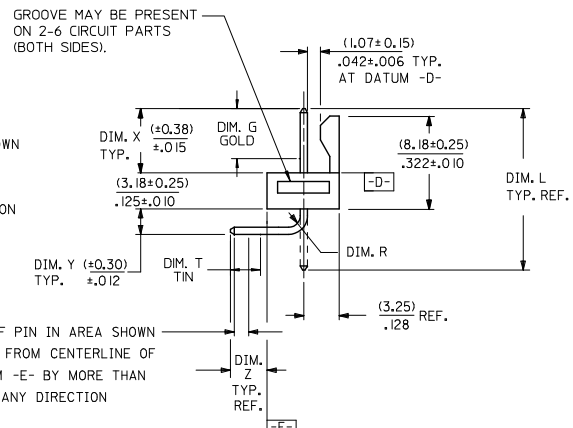
- NOTES:
- MATERIAL: NYLON, UL94V-0, COLOR: WHITE
 - FINISH:
 - (154) = OVERALL TIN: (0.00254)/.000100 MIN, OVERALL NICKEL UNDERPLATE: (0.00127)/.000050 MIN.
 - (197) = OVERALL REFLOWED MATTE TIN: 0.00152/.000060 MIN OVER 0.00127/.000050 MIN NICKEL.
 - (222) = OVERALL MATTE TIN: (0.00254)/.000100 MIN, OVERALL NICKEL UNDERPLATE: (0.00127)/.000050 MIN.
 - (208) = SELECT GOLD: 0.00038/.000015 MIN, SELECT MATTE TIN: 0.00254/.000100, BOTH OVER 0.00127/.000050 MIN NICKEL.
 - (228) = SELECT GOLD: 0.00076/.000030 MIN, SELECT MATTE TIN: 0.00254/.000100, BOTH OVER 0.00127/.000050 MIN NICKEL.
 - (241) = SELECT GOLD: 0.00051/.000020 MIN, SELECT MATTE TIN: 0.00254/.000100, BOTH OVER 0.00127/.000050 MIN NICKEL.
 - PARTS CONFORM TO PRODUCT SPECIFICATION PS-10-07.
 - PACKAGING INFORMATION: SEE LEGEND.
 - PARTS ARE STACKABLE END TO END ON (2.54)/.100 CENTERS.
 - PIN PUSH OUT FORCE: 2 LBS. MIN.
 - CIRCUIT ONE DESIGNATION IS USED TO DEFINE VOID LOCATION. CIRCUIT ONE MAY OR MAY NOT LINE UP WITH CIRCUIT ONE ON THE MATING HOUSING.
 - THIS PART CONFORMS TO CLASS B REQUIREMENTS OF COSMETIC SPECIFICATION PS-45499-002.

SLOTS LOCATED BETWEEN CIRCUITS (SEE CHART)

(1.3) CENTERLINE OF PIN IN AREA SHOWN NOT TO VARY FROM CENTERLINE OF PIN AT DATUM -D- BY MORE THAN (0.20)/.008 IN ANY DIRECTION

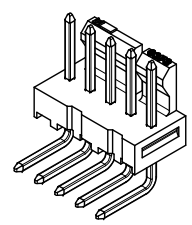
(2.54±0.05) TYP. BETWEEN ANY TWO CONSECUTIVE CKTS. AT DATUM -D-

RECESSED GATE MAY BE PRESENT ON 2-25 CKT PARTS. LOCATION VARIES.



SECONDARY OPERATIONS

CODE	PACKAGE
BLANK	BULK PK-7478-001
T	TUBE PER PK-44743-001



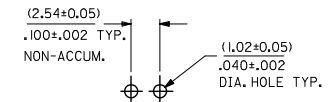
CT. #1, REF SEE NOTE 7

A-7478-N***

NO. OF CKTS.

VERSION LETTER CHANGES WHEN PIN NO. OR PRESS DIM. CHANGES

PLATING SEE NOTE 2



RECOMMENDED P.C. BOARD HOLE LAYOUT

ADD 222 TO NOTE 2	QUALITY SYMBOLS	GENERAL TOLERANCES (UNLESS SPECIFIED)	DIMENSION STYLE	SCALE	DESIGN UNITS	THIRD ANGLE PROJECTION
REC NO: UCP2014-4754	▽=0	mm INCH	MM/IN	4:1	INCH	FRICION LOCK HEADER ASY
DRWNG: JDFX	▽=0.010					.100 CL BENT SQ PINS
CHKD: KIPER	▽=0.025					7478 SERIES DWG
APPR: SMITH	▽=0.038					molex
DATE: 2014/05/13	▽=0					SEE CHART
DATE: 2014/05/16						SDA-7478
						SHEET NO. 1 OF 7

A-7478-NA222		A-7478-NA241		A-7478-NA241T		A-7478-NA197T					
PART NO.	ENG. NO.	PART NO.	ENG. NO.	PART NO.	ENG. NO.	PART NO.	ENG. NO.	PART NO.	ENG. NO.	PART NO.	ENG. NO.
22-05-302I	A-7478-2A222	22-12-2024	A-7478-2A241	50-29-1710	A-7478-2A241T	50-34-8500	A-7478-2A197T				
22-05-303I	A-7478-3A222	22-12-2034	A-7478-3A241	50-29-1711	A-7478-3A241T	50-34-8501	A-7478-3A197T				
22-05-304I	A-7478-4A222	22-12-2044	A-7478-4A241	50-29-1705	A-7478-4A241T						
22-05-305I	A-7478-5A222	22-12-2054	A-7478-5A241	50-29-1712	A-7478-5A241T	50-34-8502	A-7478-4A197T				
22-05-306I	A-7478-6A222	22-12-2064	A-7478-6A241	50-29-1713	A-7478-6A241T						
22-05-307I	A-7478-7A222	22-12-2074	A-7478-7A241	50-29-1714	A-7478-7A241T						
22-05-308I	A-7478-8A222	22-12-2084	A-7478-8A241	50-29-1715	A-7478-8A241T						
22-05-309I	A-7478-9A222	22-12-2094	A-7478-9A241	50-29-1716	A-7478-9A241T						
22-05-310I	A-7478-10A222	22-12-2104	A-7478-10A241	50-29-1717	A-7478-10A241T						
22-05-311I	A-7478-11A222	22-12-2114	A-7478-11A241	50-29-1718	A-7478-11A241T						
22-05-312I	A-7478-12A222	22-12-2124	A-7478-12A241	50-29-1719	A-7478-12A241T						
22-05-313I	A-7478-13A222	22-12-2134	A-7478-13A241	50-29-1720	A-7478-13A241T						
22-05-314I	A-7478-14A222	22-12-2144	A-7478-14A241	50-29-1721	A-7478-14A241T						
22-05-315I	A-7478-15A222	22-12-2154	A-7478-15A241	50-29-1722	A-7478-15A241T						
22-05-316I	A-7478-16A222	22-12-2164	A-7478-16A241	50-29-1723	A-7478-16A241T						
22-05-317I	A-7478-17A222	22-12-2174	A-7478-17A241	50-29-1724	A-7478-17A241T						
22-05-318I	A-7478-18A222	22-12-2184	A-7478-18A241	50-29-1725	A-7478-18A241T						
22-05-319I	A-7478-19A222	22-12-2194	A-7478-19A241	50-29-1726	A-7478-19A241T						
22-05-320I	A-7478-20A222	22-12-2204	A-7478-20A241	50-29-1727	A-7478-20A241T						
22-05-321I	A-7478-21A222	22-12-2214	A-7478-21A241	50-29-1728	A-7478-21A241T						
22-05-322I	A-7478-22A222	22-12-2224	A-7478-22A241	50-29-1729	A-7478-22A241T						
22-05-323I	A-7478-23A222	22-12-2234	A-7478-23A241	50-29-1730	A-7478-23A241T						
22-05-324I	A-7478-24A222	22-12-2244	A-7478-24A241	50-29-1731	A-7478-24A241T						
22-05-325I	A-7478-25A222	22-12-2254	A-7478-25A241	50-29-1732	A-7478-25A241T						
22-05-326I	A-7478-26A222	22-12-2264	A-7478-26A241	50-29-1733	A-7478-26A241T						
22-05-327I	A-7478-27A222	22-12-2274	A-7478-27A241	50-29-1734	A-7478-27A241T						
22-05-328I	A-7478-28A222	22-12-2284	A-7478-28A241	50-29-1735	A-7478-28A241T						

SEE SHEET 1 EC NO: UCP2014-4754 DRAWN BY: CHKORAKIPER CHECKED BY: APPROVED BY:	QUALITY SYMBOLS ∇=0 ∇=0 ∇=0	GENERAL TOLERANCES (UNLESS SPECIFIED)		DIMENSION STYLE MM/IN		SCALE ---	DESIGN UNITS INCH	THIRD ANGLE PROJECTION			
		4 PLACES ± --- ± --- 3 PLACES ± --- ± .010 2 PLACES ± 0.25 ± .015 1 PLACE ± 0.38 ± --- 0 PLACE ± --- ± ---	DRAWN BY: GULIC DATE: 1987/07/30	TITLE FRICTION LOCK HEADER ASY .100 CL BENT SQ PINS 7478 SERIES DWG		APPROVED BY: F SMITH DATE: 2014/05/16		MATERIAL NO. SEE CHART		DOCUMENT NO. SDA-7478	SHEET NO. 3 OF 7
		ANGULAR ±1/2°		DRAFT WHERE APPLICABLE MUST REMAIN WITHIN DIMENSIONS		THIS DRAWING CONTAINS INFORMATION THAT IS PROPRIETARY TO MOLEX INCORPORATED AND SHOULD NOT BE USED WITHOUT WRITTEN PERMISSION					
		AA1									

J	ENG. NO.	PIN NO.	DIM. L	DIM. X	DIM. Z	DIM. Y	DIM. W	DIM. R	DIM. G	DIM. T
	A-7478-NA228	42663-0664	(18.80) .740	(6.71) .264	(3.58) .141	(3.05) .120	90°	(1.17) .046	(4.57) .180	(3.43) .135
	A-7478-NE197	42663-0742	(19.81) .780	(7.75) .305	(3.56) .140	(3.05) .120	90°	(1.17) .046	N/A	OVERALL
I	A-7478-NF197	42663-0622	(18.29) .720	(6.73) .265	(2.92±.25) .115±.010	(3.18) .125 REF.	90°	(1.17) .046	N/A	OVERALL
	A-7478-NH197	42663-0482	(16.51) .650	(7.49) .295	(2.69) .106	(0.64) .025	90°	(.64) .025	N/A	OVERALL
	A-7478-NM208	42663-0564	(17.53) .690	(7.57) .298	(3.63) .143	(0.64) .025	90°	(.64) .025	(5.08) .200	(3.43) .135
H	A-7478-NA154	42663-0668	(18.80) .740	(6.71) .264	(3.58) .141	(3.05) .120	90°	(1.17) .046	N/A	OVERALL
	A-7478-ANE197	42663-0742	(19.81) .780	(7.75) .305	(3.56) .140	(3.05) .120	90°	(1.17) .046	N/A	OVERALL
	A-7478-NM197	42663-0562	(17.53) .690	(7.57) .298	(3.63) .143	(0.64) .025	90°	(.64) .025	N/A	OVERALL
G	A-7478-NH228	42663-0483	(16.51) .650	(7.49) .295	(2.69) .106	(.64) .025	90°	(.64) .025	(5.08) .200	(5.08) .200
	A-7478-NN197	42663-0662	(18.80) .740	(6.71) .264	(3.58) .141	(3.05) .120	90°	(1.17) .046	N/A	OVERALL
F	A-7478-NP197	42663-1142	(24.89) .980	(6.60) .260	(9.73) .383	(3.05) .120	90°	(1.17) .046	N/A	OVERALL
E										
D										
C										

SEE SHEET 1 EC NO: UCP2014-4754 DRAWN BY: 2014/05/13 CHKD BY: 2014/05/13 APPROVED BY: 2014/05/16	QUALITY SYMBOLS ▽=0 ▽=0 ▽=0	GENERAL TOLERANCES (UNLESS SPECIFIED) mm INCH 4 PLACES ± --- ± --- 3 PLACES ± --- ± .010 2 PLACES ± 0.25 ± .015 1 PLACE ± 0.38 ± --- 0 PLACE ± --- ± ---	DIMENSION STYLE MM/IN	SCALE ---	DESIGN UNITS INCH	THIRD ANGLE PROJECTION
			DRAWN BY: GUZIC DATE: 1987/07/30	CHECKED BY: PATEL DATE: 1987/07/30	APPROVED BY: F SMITH DATE: 2014/05/16	TITLE FRICTION LOCK HEADER ASY .100 CL BENT SQ PINS 7478 SERIES DWG
ANGULAR ±1/2°		MATERIAL NO.		DOCUMENT NO.		SHEET NO.
DRAFT WHERE APPLICABLE MUST REMAIN WITHIN DIMENSIONS		SEE CHART		SDA-7478		4 OF 7
THIS DRAWING CONTAINS INFORMATION THAT IS PROPRIETARY TO MOLEX INCORPORATED AND SHOULD NOT BE USED WITHOUT WRITTEN PERMISSION						

	A-7478-NA228		A-7478-NE197		A-7478-NF197		A-7478-NH197		A-7478-NM208		A-7478-NA154	
J	PART NO.	ENG. NO.	PART NO.	ENG. NO.	PART NO.	ENG. NO.	PART NO.	ENG. NO.	PART NO.	ENG. NO.	PART NO.	ENG. NO.
	22-12-2026	A-7478-2A228	22-05-8025	A-7478-2E197		A-7478-2F197	S 22-05-8020	A-7478-2H197	S	A-7478-2M208	50-30-4424	A-7478-2A154
	22-12-2036	A-7478-3A228		A-7478-3E197		A-7478-3F197	S 22-05-8030	A-7478-3H197	S	A-7478-3M208	50-30-4434	A-7478-3A154
	22-12-2046	A-7478-4A228		A-7478-4E197		A-7478-4F197	S 22-05-8040	A-7478-4H197	S	A-7478-4M208	50-30-4444	A-7478-4A154
	22-12-2056	A-7478-5A228	22-05-8055	A-7478-5E197	22-05-9058	A-7478-5F197	S 22-05-8050	A-7478-5H197	S	A-7478-5M208		
I	22-12-2066	A-7478-6A228		A-7478-6E197		A-7478-6F197	S 22-05-8060	A-7478-6H197	S	A-7478-6M208		
	22-12-2076	A-7478-7A228		A-7478-7E197		A-7478-7F197	S 22-05-8070	A-7478-7H197	S	A-7478-7M208		
	22-12-2086	A-7478-8A228		A-7478-8E197		A-7478-8F197	S 22-05-8080	A-7478-8H197	S	A-7478-8M208		
	22-12-2096	A-7478-9A228		A-7478-9E197		A-7478-9F197	S 22-05-8090	A-7478-9H197	S	A-7478-9M208		
	22-12-2106	A-7478-10A228		A-7478-10E197		A-7478-10F197	S 22-05-8100	A-7478-10H197	S	A-7478-10M208		
H	22-12-2116	A-7478-11A228		A-7478-11E197		A-7478-11F197	S 22-05-8110	A-7478-11H197	S	A-7478-11M208		
	22-12-2126	A-7478-12A228		A-7478-12E197		A-7478-12F197	S 22-05-8120	A-7478-12H197	S 22-12-2123	A-7478-12M208		
	22-12-2136	A-7478-13A228		A-7478-13E197		A-7478-13F197	S 22-05-8130	A-7478-13H197	S	A-7478-13M208		
	22-12-2146	A-7478-14A228		A-7478-14E197		A-7478-14F197	S 22-05-8140	A-7478-14H197	S	A-7478-14M208		
	22-12-2156	A-7478-15A228		A-7478-15E197		A-7478-15F197	S 22-05-8150	A-7478-15H197	S	A-7478-15M208		
G	22-12-2166	A-7478-16A228		A-7478-16E197		A-7478-16F197	S 22-05-8160	A-7478-16H197	S	A-7478-16M208		
	22-12-2176	A-7478-17A228		A-7478-17E197		A-7478-17F197	S 22-05-8170	A-7478-17H197	S	A-7478-17M208		
	22-12-2186	A-7478-18A228		A-7478-18E197		A-7478-18F197	S 22-05-8180	A-7478-18H197	S	A-7478-18M208		
	22-12-2196	A-7478-19A228		A-7478-19E197		A-7478-19F197	S 22-05-8190	A-7478-19H197	S	A-7478-19M208		
	22-12-2206	A-7478-20A228		A-7478-20E197		A-7478-20F197	S 22-05-8200	A-7478-20H197	S	A-7478-20M208		
F	22-12-2216	A-7478-21A228		A-7478-21E197		A-7478-21F197	S 22-05-8210	A-7478-21H197	S	A-7478-21M208		
	22-12-2226	A-7478-22A228		A-7478-22E197		A-7478-22F197	S 22-05-8220	A-7478-22H197	S	A-7478-22M208		
	22-12-2236	A-7478-23A228		A-7478-23E197		A-7478-23F197	S 22-05-8230	A-7478-23H197	S	A-7478-23M208		
	22-12-2246	A-7478-24A228		A-7478-24E197		A-7478-24F197	S 22-05-8240	A-7478-24H197	S	A-7478-24M208		
	22-12-2256	A-7478-25A228		A-7478-25E197		A-7478-25F197	S 22-05-8250	A-7478-25H197	S	A-7478-25M208		
	22-12-2266	A-7478-26A228		A-7478-26E197		A-7478-26F197	S 22-05-8260	A-7478-26H197	S	A-7478-26M208		
E	22-12-2276	A-7478-27A228		A-7478-27E197		A-7478-27F197	S 22-05-8270	A-7478-27H197	S	A-7478-27M208		
	22-12-2286	A-7478-28A228		A-7478-28E197		A-7478-28F197	S 22-05-8280	A-7478-28H197	S	A-7478-28M208		

SEE SHEET 1 EC NO: UCP2014-4754 DRAWN BY: DRW:JPOX 2014/05/13 CHECKED BY: CHK:KJIPER 2014/05/13 APPROVED BY: APP:CSMITH 2014/05/16	QUALITY SYMBOLS	GENERAL TOLERANCES (UNLESS SPECIFIED)	DIMENSION STYLE	SCALE	DESIGN UNITS	THIRD ANGLE PROJECTION	
	$\nabla = 0$ $\nabla = 0$ $\nabla = 0$	4 PLACES ± --- ± --- 3 PLACES ± --- ± .010 2 PLACES ± 0.25 ± .015 1 PLACE ± 0.38 ± --- 0 PLACE ± --- ± ---	MM/IN	---	INCH	DRAWN BY: GUZIC DATE: 1987/07/30 CHECKED BY: PATEL DATE: 1987/07/30 APPROVED BY: FSMITH DATE: 2014/05/16	TITLE: FRICTION LOCK HEADER ASY .100 CL BENT SQ PINS 7478 SERIES DWG molex
	ANGULAR ±1/2°	DRAFT WHERE APPLICABLE MUST REMAIN WITHIN DIMENSIONS	SEE CHART	MATERIAL NO.	DOCUMENT NO.	SHEET NO.	
					SDA-7478	5 OF 7	

13 12 11 10 9 8 7 6 5 4 3 2 1

A-7478-ANE197		A-7478-NM197					
PART NO.	ENG. NO.	PART NO.	ENG. NO.	PART NO.	ENG. NO.	PART NO.	ENG. NO.
			A-7478-A2E197	22-12-4028	A-7478-2M197		
			A-7478-A3E197	22-12-4038	A-7478-3M197		
			A-7478-A4E197	22-12-4048	A-7478-4M197		
		22-05-3055	A-7478-A5E197	22-12-4058	A-7478-5M197		
			A-7478-A6E197	22-12-4068	A-7478-6M197		
		22-05-3075	A-7478-A7E197	22-12-4078	A-7478-7M197		
			A-7478-A8E197	22-12-4088	A-7478-8M197		
			A-7478-A9E197	22-12-4098	A-7478-9M197		
			A-7478-A10E197	22-12-4108	A-7478-10M197		
			A-7478-A11E197	22-12-4118	A-7478-11M197		
			A-7478-A12E197	22-12-4128	A-7478-12M197		
			A-7478-A13E197	22-12-4138	A-7478-13M197		
			A-7478-A14E197	22-12-4148	A-7478-14M197		
			A-7478-A15E197	22-12-4158	A-7478-15M197		
			A-7478-A16E197	22-12-4168	A-7478-16M197		
			A-7478-A17E197	22-12-4178	A-7478-17M197		
			A-7478-A18E197	22-12-4188	A-7478-18M197		
		22-05-3195	A-7478-A19E197	22-12-4198	A-7478-19M197		
			A-7478-A20E197	22-12-4208	A-7478-20M197		
			A-7478-A21E197	22-12-4218	A-7478-21M197		
			A-7478-A22E197	22-12-4228	A-7478-22M197		
			A-7478-A23E197	22-12-4238	A-7478-23M197		
			A-7478-A24E197	22-12-4248	A-7478-24M197		
			A-7478-A25E197	22-12-4258	A-7478-25M197		
			A-7478-A26E197	22-12-4268	A-7478-26M197		
			A-7478-A27E197	22-12-4278	A-7478-27M197		
			A-7478-A28E197	22-12-4288	A-7478-28M197		

<p>SEE SHEET 1 REC NO: UCP2014-4754 DRAWN BY: 2014/05/13 CHKD BY: 2014/05/13 APPROVED BY: 2014/05/16</p>													
QUALITY SYMBOLS 		GENERAL TOLERANCES (UNLESS SPECIFIED) mm INCH 4 PLACES ± --- ± --- 3 PLACES ± --- ± .010 2 PLACES ± 0.25 ± .015 1 PLACE ± 0.38 ± --- 0 PLACE ± --- ± ---			DIMENSION STYLE MM/IN DRAWN BY: GULIC DATE: 1987/07/30 CHECKED BY: PATEL DATE: 1987/07/30 APPROVED BY: F SMITH DATE: 2014/05/16		SCALE: --- DESIGN UNITS: INCH THIRD ANGLE PROJECTION		TITLE: FRICTION LOCK HEADER ASY .100 CL BENT SQ PINS 7478 SERIES DWG molex			MATERIAL NO. SDA-7478 DOCUMENT NO. SDA-7478 SHEET NO. 6 OF 7	
DRAFT WHERE APPLICABLE MUST REMAIN WITHIN DIMENSIONS SEE CHART THIS DRAWING CONTAINS INFORMATION THAT IS PROPRIETARY TO MOLEX INCORPORATED AND SHOULD NOT BE USED WITHOUT WRITTEN PERMISSION													

1b_frame_C_P_AM_T Rev. G 2012/01/11 12 11 10 9 8 7 6 5 4 3 2 1

A-7478-NH228				A-7478-NN197		A-7478-NP197					
PART NO.	ENG. NO.	PART NO.	ENG. NO.	PART NO.	ENG. NO.			PART NO.	ENG. NO.	PART NO.	ENG. NO.
22-16-3026	A-7478-2H228				A-7478-2N197	50-29-0033	A-7478-2P197				
22-16-3036	A-7478-3H228				A-7478-3N197		A-7478-3P197				
22-16-3046	A-7478-4H228				A-7478-4N197		A-7478-4P197				
22-16-3056	A-7478-5H228				A-7478-5N197	22-05-8053	A-7478-5P197				
22-16-3066	A-7478-6H228				A-7478-6N197		A-7478-6P197				
22-16-3076	A-7478-7H228				A-7478-7N197		A-7478-7P197				
22-16-3086	A-7478-8H228				A-7478-8N197		A-7478-8P197				
22-16-3096	A-7478-9H228				A-7478-9N197		A-7478-9P197				
22-16-3106	A-7478-10H228				A-7478-10N197		A-7478-10P197				
22-16-3116	A-7478-11H228				A-7478-11N197		A-7478-11P197				
22-16-3126	A-7478-12H228				A-7478-12N197		A-7478-12P197				
22-16-3136	A-7478-13H228				A-7478-13N197		A-7478-13P197				
22-16-3146	A-7478-14H228				A-7478-14N197		A-7478-14P197				
22-16-3156	A-7478-15H228				A-7478-15N197		A-7478-15P197				
22-16-3166	A-7478-16H228				A-7478-16N197		A-7478-16P197				
22-16-3176	A-7478-17H228			22-59-5176	A-7478-17N197		A-7478-17P197				
22-16-3186	A-7478-18H228				A-7478-18N197		A-7478-18P197				
22-16-3196	A-7478-19H228				A-7478-19N197		A-7478-19P197				
22-16-3206	A-7478-20H228				A-7478-20N197		A-7478-20P197				
22-16-3216	A-7478-21H228				A-7478-21N197		A-7478-21P197				
22-16-3226	A-7478-22H228				A-7478-22N197		A-7478-22P197				
22-16-3236	A-7478-23H228				A-7478-23N197		A-7478-23P197				
22-16-3246	A-7478-24H228				A-7478-24N197		A-7478-24P197				
22-16-3256	A-7478-25H228				A-7478-25N197		A-7478-25P197				
22-16-3266	A-7478-26H228				A-7478-26N197		A-7478-26P197				
22-16-3276	A-7478-27H228				A-7478-27N197		A-7478-27P197				
22-16-3286	A-7478-28H228				A-7478-28N197		A-7478-28P197				

SEE SHEET 1 EC NO: UCP2014-4754 DRAWN BY: DRW:JDFX CHECKED BY: CHK:KJIPER APPROVED BY: APP:FSMITH	2014/05/13 2014/05/13 2014/05/16	QUALITY SYMBOLS ∇=0 ∇=0 ∇=0	GENERAL TOLERANCES (UNLESS SPECIFIED)		DIMENSION STYLE		SCALE	DESIGN UNITS	THIRD ANGLE PROJECTION		
					MM/IN		---	INCH			
			4 PLACES	±---	±---	DRAWN BY	DATE	TITLE FRICTION LOCK HEADER ASY .100 CL BENT SQ PINS 7478 SERIES DWG molex			
			3 PLACES	±---	±.010	GUZIC	1987/07/30				
2 PLACES	±0.25	±.015	CHECKED BY	DATE	MATERIAL NO. DOCUMENT NO. SHEET NO. SEE CHART SDA-7478 7 OF 7						
1 PLACE	±0.38	±---	PATEL	1987/07/30							
0 PLACE	±---	±---	APPROVED BY	DATE	THIS DRAWING CONTAINS INFORMATION THAT IS PROPRIETARY TO MOLEX INCORPORATED AND SHOULD NOT BE USED WITHOUT WRITTEN PERMISSION						
		ANGULAR ±1/2°		FSMITH					2014/05/16		