

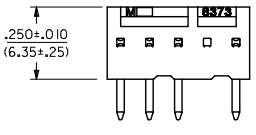
Excellent Integrated System Limited

Stocking Distributor

Click to view price, real time Inventory, Delivery & Lifecycle Information:

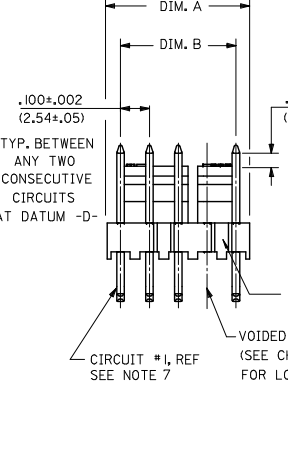
[Molex Connector Corporation](#)
[0022058084](#)

For any questions, you can email us directly:
sales@integrated-circuit.com



NOTES:

- MATERIAL: NYLON, UL94V-0. COLOR: WHITE
- FINISH:
 - (197) OVERALL REFLOWED MATTE TIN: 0.00152/0.00060 MIN. OVER 0.00127/0.00050 MIN. NICKEL OVERALL.
 - (228) SELECT GOLD: 0.00076/0.00030 MIN. SELECT TIN: 0.00254/0.00100 MIN. OVERALL NICKEL UNDERPLATE: 0.00127/0.00050 MIN.
 - (241) SELECT GOLD: 0.00051/0.00020 MIN. SELECT TIN: 0.00254/0.00100 MIN. OVERALL NICKEL UNDERPLATE: 0.00127/0.00050 MIN.
- PARTS CONFORM TO PRODUCT SPECIFICATION PS-10-07.
- PACKAGING INFORMATION: SEE LEGEND.
- PARTS ARE STACKABLE END TO END ON .100/(2.54) CENTERS.
- PIN PUSH OUT FORCE: 2 LBS. MIN.
- CIRCUIT ONE DESIGNATION IS USED TO DEFINE VOID LOCATION. CIRCUIT ONE MAY OR MAY NOT LINE UP WITH CIRCUIT ONE ON THE MATING HOUSING.
- PARTS CONFORM TO CLASS 'B' REQUIREMENTS OF COSMETIC SPECIFICATION PS-45499-002.



CENTERLINE OF PIN IN AREA SHOWN NOT TO VARY FROM CENTERLINE OF PIN AT DATUM -D- BY MORE THAN .008/(0.20) IN ANY DIRECTION

CENTERLINE OF PIN IN AREA SHOWN NOT TO VARY FROM CENTERLINE OF PIN AT DATUM -E- BY MORE THAN .005/(0.13) IN ANY DIRECTION

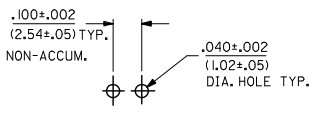
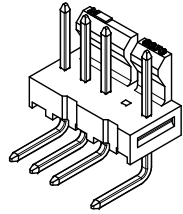
A-7832-N*****
 VOID CODE
 BLANK=NO VOIDS
 NO.=CKT. NO. VOIDED
 MULT. VOIDS START WITH 51

CODE	PACKAGE	OPERATIONS	TUBE LENGTH
BLANK	BULK PK-7478-001	N/A	
A	TUBE: PK-44743-001	22.047/(560.00)	

PLATING: SEE NOTE 2.
 FOR ADDITIONAL INFORMATION SEE SDES-88.


NO. OF CKTS.	DIM. A	DIM. B
28	2.800 / 2.780 (71.12 / 70.61)	2.700 ± .010 (68.58 ± .25)
27	2.700 / 2.680 (68.58 / 68.07)	2.600 ± .010 (66.04 ± .25)
26	2.600 / 2.580 (66.04 / 65.53)	2.500 ± .010 (63.50 ± .25)
25	2.500 / 2.480 (63.50 / 62.99)	2.400 ± .010 (60.96 ± .25)
24	2.400 / 2.380 (60.96 / 60.45)	2.300 ± .010 (58.42 ± .25)

NO. OF CKTS.	DIM. A	DIM. B
23	2.300 / 2.282 (58.42 / 57.96)	2.200 ± .009 (55.88 ± .23)
22	2.200 / 2.182 (55.88 / 55.42)	2.100 ± .009 (53.34 ± .23)
21	2.100 / 2.082 (53.34 / 52.88)	2.000 ± .009 (50.80 ± .23)
20	2.000 / 1.982 (50.80 / 50.34)	1.900 ± .009 (48.26 ± .23)
19	1.900 / 1.882 (48.26 / 47.80)	1.800 ± .009 (45.72 ± .23)
18	1.800 / 1.784 (45.72 / 45.31)	1.700 ± .008 (43.18 ± .20)
17	1.700 / 1.684 (43.18 / 42.77)	1.600 ± .008 (40.64 ± .20)
16	1.600 / 1.584 (40.64 / 40.23)	1.500 ± .008 (38.10 ± .20)
15	1.500 / 1.484 (38.10 / 37.69)	1.400 ± .008 (35.56 ± .20)
14	1.400 / 1.386 (35.56 / 35.20)	1.300 ± .007 (33.02 ± .18)
13	1.300 / 1.286 (33.02 / 32.66)	1.200 ± .007 (30.48 ± .18)
12	1.200 / 1.186 (30.48 / 30.12)	1.100 ± .007 (27.94 ± .18)
11	1.100 / 1.086 (27.94 / 27.58)	1.000 ± .007 (25.40 ± .18)
10	1.000 / .986 (25.40 / 25.04)	.900 ± .006 (22.86 ± .15)
9	.900 / .886 (22.86 / 22.50)	.800 ± .006 (20.32 ± .15)
8	.800 / .786 (20.32 / 19.96)	.700 ± .006 (17.78 ± .15)
7	.700 / .686 (17.78 / 17.42)	.600 ± .005 (15.24 ± .13)
6	.600 / .586 (15.24 / 14.88)	.500 ± .005 (12.70 ± .13)
5	.500 / .488 (12.70 / 12.40)	.400 ± .005 (10.16 ± .13)
4	.400 / .388 (10.16 / 9.86)	.300 ± .005 (7.62 ± .13)
3	.300 / .288 (7.62 / 7.32)	.200 ± .004 (5.08 ± .10)
2	.200 / .188 (5.08 / 4.78)	.100 ± .004 (2.54 ± .10)



RECOMMENDED P.C. BOARD HOLE LAYOUT

ADD 46999-0651 EC NO: UCP2014-4150 DRAWN BY: MKIPPER CHKD BY: CHKONGWEN APPROVED BY: FSMITH DATE: 2014/04/07 DATE: 2014/08/06 DATE: 2014/08/06	QUALITY SYMBOLS ▽=0 ▽=0 ▽=0	GENERAL TOLERANCES (UNLESS SPECIFIED) 4 PLACES ± --- ± --- 3 PLACES ± --- ± .010 2 PLACES ± 0.25 ± .015 1 PLACE ± 0.36 ± --- 0 PLACE ± --- ± ---	DIMENSION STYLE IN/MM	SCALE ---	DESIGN UNITS INCH	THIRD ANGLE PROJECTION	TITLE FRICTION LOCK HEADER ASY .100 CL. BENT SQ. PINS 7832 SERIES DWG. W/VOIDS	DOCUMENT NO. SDA-7832	SHEET NO. 1 OF 3



13 12 11 10 9 8 7 6 5 4 3 2 1

A-7832-NA197-*			A-7832-NB197-*			A-7832-NA241-*			A-7832-NA228-*		
PART NO.	ENG. NO.(SUFFIX ONLY)	VOID CKT.	PART NO.	ENG. NO.(SUFFIX ONLY)	VOID CKT.	PART NO.	ENG. NO.(SUFFIX ONLY)	VOID CKT.	PART NO.	ENG. NO.(SUFFIX ONLY)	VOID CKT.
22-05-8059	A-7832-5A197-2	2	22-05-8109	A-7832-10B197-6	6	22-19-2070	A-7832-7A241-6	6	22-19-2098	A-7832-9A228-3	3
22-05-8199	A-7832-19A197-14	14	22-05-8078	A-7832-7B197-4	4	22-19-2060	A-7832-6A241-3	3	22-19-2099	A-7832-9A228-4	4
22-05-8069	A-7832-6A197-2	2				22-19-2090	A-7832-9A241-6	6	22-19-2048	A-7832-4A228-3	3
22-05-8076	A-7832-7A197-4	4									
22-05-8077	A-7832-7A197-5	5									
22-05-8068	A-7832-6A197-5	5									
22-05-8047	A-7832-4A197-2	2									
22-05-8079	A-7832-7A197-3	3									
22-05-8116	A-7832-11A197-6	6									
	A-7832-5A197-4	4									
22-05-8253	A-7832-25A197-1	1									
22-05-8129	A-7832-12A197-10	10									
22-05-8159	A-7832-15A197-14	14									
22-05-8128	A-7832-12A197-4	4									
22-05-8049	A-7832-4A197-3	3									
22-05-8086	A-7832-8A197-4	4									
22-05-8113	A-7832-11A197-51	1,5,9									
22-05-8162	A-7832-16A197-51	1,8									
22-05-8087	A-7832-8A197-2	2									
22-05-8088	A-7832-8A197-6	6									
22-05-8089	A-7832-8A197-7	7									
22-05-8104	A-7832-10A197-2	2									
22-05-8105	A-7832-10A197-9	9									
22-05-8084	A-7832-8A197-3	3									
22-05-3277	A-7832-27A197-51	3,7,9,11,14 16,21,23									
22-05-8143	A-7832-14A197-51	2,3,5,6									
46999-0581	A-7832-17A197-51	3,6,12,15									
46999-0651	A-7832-3A197-2	2									

COLUMN NO. 1	CON'T. IN COLUMN NO.	SHEET NO.	COLUMN NO. 2	CON'T. IN COLUMN NO.	SHEET NO.	COLUMN NO. 3	CON'T. IN COLUMN NO.	SHEET NO.	COLUMN NO. 4	CON'T. IN COLUMN NO.	SHEET NO.

ib_frame_C.P.AM.T Rev. G 2012/01/11	12	11	10	9	8	7	6	5	4	3	2	1
--	----	----	----	---	---	---	---	---	---	---	---	---

QUALITY SYMBOLS 	GENERAL TOLERANCES (UNLESS SPECIFIED)		DIMENSION STYLE IN/MM		SCALE ---	DESIGN UNITS INCH	THIRD ANGLE PROJECTION	
	4 PLACES ± --- ± ---	3 PLACES ± --- ± .010	2 PLACES ± 0.25 ± .015	1 PLACE ± 0.36 ± ---	0 PLACE ± --- ± ---	DRAWN BY: MKIPPER DATE: 2014/04/07 CHECKED BY: SAMIEC DATE: 98/10/09 APPROVED BY: F SMITH DATE: 2014/08/06		TITLE FRICTION LOCK HEADER ASY .100 CL. BENT SQ. PINS 7832 SERIES DWG. W/VOIDS
	ANGULAR ±1/2°		MATERIAL NO.		DOCUMENT NO.		SHEET NO.	
	DRAFT WHERE APPLICABLE MUST REMAIN WITHIN DIMENSIONS		SEE CHART		SDA-7832		3 OF 3	

SEE SHEET 1
 IEC NO: UCP2014-450
 DRAWN BY: MKIPPER 2014/04/07
 CHECKED BY: CHKONGVON 2014/04/07
 APPROVED BY: F SMITH 2014/08/06

THIS DRAWING CONTAINS INFORMATION THAT IS PROPRIETARY TO MOLEX INCORPORATED AND SHOULD NOT BE USED WITHOUT WRITTEN PERMISSION