

## Excellent Integrated System Limited

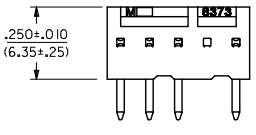
Stocking Distributor

Click to view price, real time Inventory, Delivery & Lifecycle Information:

[Molex Connector Corporation](#)  
[0022058104](#)

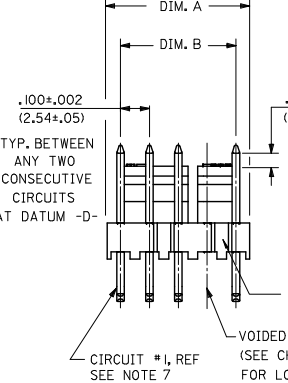
For any questions, you can email us directly:

[sales@integrated-circuit.com](mailto:sales@integrated-circuit.com)



NOTES:

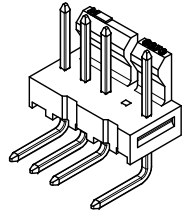
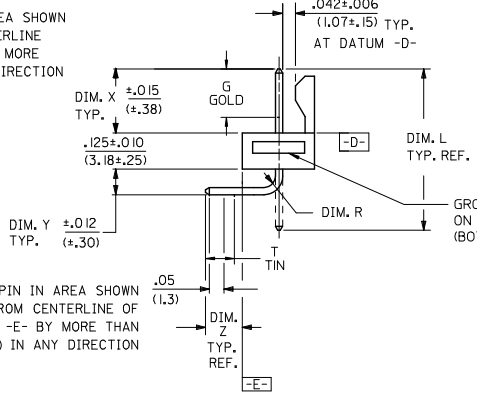
- MATERIAL: NYLON, UL94V-0. COLOR: WHITE
- FINISH:
  - (197) OVERALL REFLOWED MATTE TIN: 0.00152/0.00060 MIN. OVER 0.00127/0.00050 MIN. NICKEL OVERALL.
  - (228) SELECT GOLD: 0.00076/0.00030 MIN. SELECT TIN: 0.00254/0.00100 MIN. OVERALL NICKEL UNDERPLATE: 0.00127/0.00050 MIN.
  - (241) SELECT GOLD: 0.00051/0.00020 MIN. SELECT TIN: 0.00254/0.00100 MIN. OVERALL NICKEL UNDERPLATE: 0.00127/0.00050 MIN.
- PARTS CONFORM TO PRODUCT SPECIFICATION PS-10-07.
- PACKAGING INFORMATION: SEE LEGEND.
- PARTS ARE STACKABLE END TO END ON .100/(2.54) CENTERS.
- PIN PUSH OUT FORCE: 2 LBS. MIN.
- CIRCUIT ONE DESIGNATION IS USED TO DEFINE VOID LOCATION. CIRCUIT ONE MAY OR MAY NOT LINE UP WITH CIRCUIT ONE ON THE MATING HOUSING.
- PARTS CONFORM TO CLASS 'B' REQUIREMENTS OF COSMETIC SPECIFICATION PS-45499-002.



CENTERLINE OF PIN IN AREA SHOWN NOT TO VARY FROM CENTERLINE OF PIN AT DATUM -D- BY MORE THAN .008/(0.20) IN ANY DIRECTION

RECESSED GATE MAY BE PRESENT ON 2-25 CKT PARTS. LOCATION VARIES

CENTERLINE OF PIN IN AREA SHOWN NOT TO VARY FROM CENTERLINE OF PIN AT DATUM -E- BY MORE THAN .005/(0.13) IN ANY DIRECTION

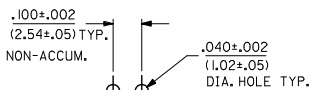


A-7832- N \* \* \* \*  
NO. OF CKTS.

VOID CODE  
BLANK=NO VOIDS  
NO.=CKT. NO. VOIDED  
MULT. VOIDS START WITH 51

SECONDARY		OPERATIONS
CODE	PACKAGE	TUBE LENGTH
BLANK	BULK PK-7478-001	N/A
A	TUBE: PK-44743-001	22.047/(560.00)

PLATING: SEE NOTE 2.  
FOR ADDITIONAL INFORMATION SEE SDES-88.




RECOMMENDED P.C. BOARD HOLE LAYOUT

NO. OF CKTS.	DIM. A	DIM. B
28	2.800 / 2.780 (71.12 / 70.61)	2.700 ± .010 (68.58 ± .25)
27	2.700 / 2.680 (68.58 / 68.07)	2.600 ± .010 (66.04 ± .25)
26	2.600 / 2.580 (66.04 / 65.53)	2.500 ± .010 (63.50 ± .25)
25	2.500 / 2.480 (63.50 / 62.99)	2.400 ± .010 (60.96 ± .25)
24	2.400 / 2.380 (60.96 / 60.45)	2.300 ± .010 (58.42 ± .25)

NO. OF CKTS.	DIM. A	DIM. B
23	2.300 / 2.282 (58.42 / 57.96)	2.200 ± .009 (55.88 ± .23)
22	2.200 / 2.182 (55.88 / 55.42)	2.100 ± .009 (53.34 ± .23)
21	2.100 / 2.082 (53.34 / 52.88)	2.000 ± .009 (50.80 ± .23)
20	2.000 / 1.982 (50.80 / 50.34)	1.900 ± .009 (48.26 ± .23)
19	1.900 / 1.882 (48.26 / 47.80)	1.800 ± .009 (45.72 ± .23)
18	1.800 / 1.784 (45.72 / 45.31)	1.700 ± .008 (43.18 ± .20)
17	1.700 / 1.684 (43.18 / 42.77)	1.600 ± .008 (40.64 ± .20)
16	1.600 / 1.584 (40.64 / 40.23)	1.500 ± .008 (38.10 ± .20)
15	1.500 / 1.484 (38.10 / 37.69)	1.400 ± .008 (35.56 ± .20)
14	1.400 / 1.386 (35.56 / 35.20)	1.300 ± .007 (33.02 ± .18)
13	1.300 / 1.286 (33.02 / 32.66)	1.200 ± .007 (30.48 ± .18)
12	1.200 / 1.186 (30.48 / 30.12)	1.100 ± .007 (27.94 ± .18)
11	1.100 / 1.086 (27.94 / 27.58)	1.000 ± .007 (25.40 ± .18)
10	1.000 / .986 (25.40 / 25.04)	.900 ± .006 (22.86 ± .15)
9	.900 / .886 (22.86 / 22.50)	.800 ± .006 (20.32 ± .15)
8	.800 / .786 (20.32 / 19.96)	.700 ± .006 (17.78 ± .15)
7	.700 / .686 (17.78 / 17.42)	.600 ± .005 (15.24 ± .13)
6	.600 / .586 (15.24 / 14.88)	.500 ± .005 (12.70 ± .13)
5	.500 / .488 (12.70 / 12.40)	.400 ± .005 (10.16 ± .13)
4	.400 / .388 (10.16 / 9.86)	.300 ± .005 (7.62 ± .13)
3	.300 / .288 (7.62 / 7.32)	.200 ± .004 (5.08 ± .10)
2	.200 / .188 (5.08 / 4.78)	.100 ± .004 (2.54 ± .10)

ADD 46999-0651 EC NO: UCP2014-4150 DRAWN BY: MKIPPER CHKD BY: CHKDRNG/TEH APPROVED BY: FSMITH	QUALITY SYMBOLS ▽=0 ▽=0 ▽=0	GENERAL TOLERANCES (UNLESS SPECIFIED) mm INCH 4 PLACES ± .010 ± .0004 3 PLACES ± .015 ± .0005 2 PLACES ± 0.25 ± .015 1 PLACE ± 0.36 ± .015 0 PLACE ± .010 ± .0005	DIMENSION STYLE IN/MM	SCALE ---	DESIGN UNITS INCH	THIRD ANGLE PROJECTION	TITLE FRICTION LOCK HEADER ASY .100 CL. BENT SQ. PINS 7832 SERIES DWG. W/VOIDS	DOCUMENT NO. SDA-7832	SHEET NO. 1 OF 3
DRAFT WHERE APPLICABLE MUST REMAIN WITHIN DIMENSIONS		SEE CHART		THIS DRAWING CONTAINS INFORMATION THAT IS PROPRIETARY TO MOLEX INCORPORATED AND SHOULD NOT BE USED WITHOUT WRITTEN PERMISSION					





13 12 11 10 9 8 7 6 5 4 3 2 1

A-7832-NA197-*			A-7832-NB197-*			A-7832-NA241-*			A-7832-NA228-*		
PART NO.	ENG. NO.(SUFFIX ONLY)	VOID CKT.	PART NO.	ENG. NO.(SUFFIX ONLY)	VOID CKT.	PART NO.	ENG. NO.(SUFFIX ONLY)	VOID CKT.	PART NO.	ENG. NO.(SUFFIX ONLY)	VOID CKT.
22-05-8059	A-7832-5A197-2	2	22-05-8109	A-7832-10B197-6	6	22-19-2070	A-7832-7A241-6	6	22-19-2098	A-7832-9A228-3	3
22-05-8199	A-7832-19A197-14	14	22-05-8078	A-7832-7B197-4	4	22-19-2060	A-7832-6A241-3	3	22-19-2099	A-7832-9A228-4	4
22-05-8069	A-7832-6A197-2	2				22-19-2090	A-7832-9A241-6	6	22-19-2048	A-7832-4A228-3	3
22-05-8076	A-7832-7A197-4	4									
22-05-8077	A-7832-7A197-5	5									
22-05-8068	A-7832-6A197-5	5									
22-05-8047	A-7832-4A197-2	2									
22-05-8079	A-7832-7A197-3	3									
22-05-8116	A-7832-11A197-6	6									
	A-7832-5A197-4	4									
22-05-8253	A-7832-25A197-1	1									
22-05-8129	A-7832-12A197-10	10									
22-05-8159	A-7832-15A197-14	14									
22-05-8128	A-7832-12A197-4	4									
22-05-8049	A-7832-4A197-3	3									
22-05-8086	A-7832-8A197-4	4									
22-05-8113	A-7832-11A197-51	1,5,9									
22-05-8162	A-7832-16A197-51	1,8									
22-05-8087	A-7832-8A197-2	2									
22-05-8088	A-7832-8A197-6	6									
22-05-8089	A-7832-8A197-7	7									
22-05-8104	A-7832-10A197-2	2									
22-05-8105	A-7832-10A197-9	9									
22-05-8084	A-7832-8A197-3	3									
22-05-3277	A-7832-27A197-51	3,7,9,11,14 16,21,23									
22-05-8143	A-7832-14A197-51	2,3,5,6									
46999-0581	A-7832-17A197-51	3,6,12,15									
46999-0651	A-7832-3A197-2	2									

COLUMN NO. 1	CON'T. IN COLUMN NO.	SHEET NO.	COLUMN NO. 2	CON'T. IN COLUMN NO.	SHEET NO.	COLUMN NO. 3	CON'T. IN COLUMN NO.	SHEET NO.	COLUMN NO. 4	CON'T. IN COLUMN NO.	SHEET NO.

ib_frame_C.P.AM.T Rev. G 2012/01/11	12	11	10	9	8	7	6	5	4	3	2	1
----------------------------------------	----	----	----	---	---	---	---	---	---	---	---	---

<b>SEE SHEET 1</b> EC NO: UCP2014-4150 DRAWN BY: 2014/04/07 CHKD BY: 2014/04/07 APPROVED BY: 2014/08/06 U2 REV	QUALITY SYMBOLS ∇=0 ∇=0 ∇=0	GENERAL TOLERANCES (UNLESS SPECIFIED) <table border="1"> <tr> <th></th> <th>mm</th> <th>INCH</th> </tr> <tr> <td>4 PLACES</td> <td>±---</td> <td>±---</td> </tr> <tr> <td>3 PLACES</td> <td>±---</td> <td>±.010</td> </tr> <tr> <td>2 PLACES</td> <td>±0.25</td> <td>±.015</td> </tr> <tr> <td>1 PLACE</td> <td>±0.36</td> <td>±---</td> </tr> <tr> <td>0 PLACE</td> <td>±---</td> <td>±---</td> </tr> </table>		mm	INCH	4 PLACES	±---	±---	3 PLACES	±---	±.010	2 PLACES	±0.25	±.015	1 PLACE	±0.36	±---	0 PLACE	±---	±---	DIMENSION STYLE IN/MM DRAWN BY: MKIPPER DATE: 2014/04/07 CHECKED BY: SAMIEC DATE: 98/10/09 APPROVED BY: F SMITH DATE: 2014/08/06	SCALE: --- DESIGN UNITS: INCH THIRD ANGLE PROJECTION	TITLE: FRICTION LOCK HEADER ASY .100 CL. BENT SQ. PINS 7832 SERIES DWG. W/VOIDS <b>molex</b>
		mm	INCH																				
	4 PLACES	±---	±---																				
	3 PLACES	±---	±.010																				
2 PLACES	±0.25	±.015																					
1 PLACE	±0.36	±---																					
0 PLACE	±---	±---																					
ANGULAR ±1/2° DRAFT WHERE APPLICABLE MUST REMAIN WITHIN DIMENSIONS		MATERIAL NO. <b>SEE CHART</b>	DOCUMENT NO. SDA-7832	SHEET NO. 3 OF 3																			
THIS DRAWING CONTAINS INFORMATION THAT IS PROPRIETARY TO MOLEX INCORPORATED AND SHOULD NOT BE USED WITHOUT WRITTEN PERMISSION																							