

## Excellent Integrated System Limited

Stocking Distributor

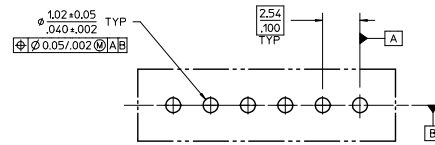
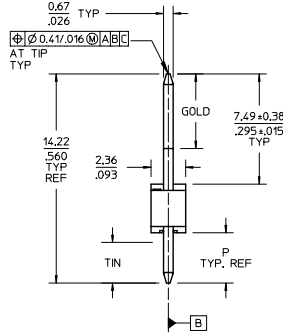
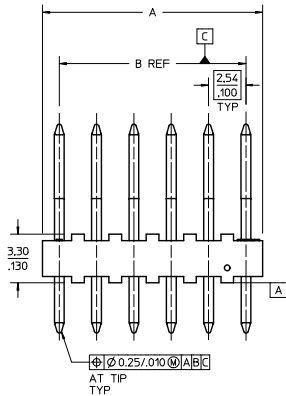
Click to view price, real time Inventory, Delivery & Lifecycle Information:

[Molex Connector Corporation](#)  
[0022102151](#)

For any questions, you can email us directly:

[sales@integrated-circuit.com](mailto:sales@integrated-circuit.com)

10 9 8 7 6 5 4 3 2 1



CKTS	DIM A	DIM B
02	4.83+0.20 .190+0.008	2.54 .100
03	7.37+0.20 .290+0.008	5.08 .200
04	9.91+0.20 .390+0.008	7.62 .300
05	12.45+0.20 .490+0.008	10.16 .400
06	14.99+0.23 .590+0.009	12.70 .500
07	17.53+0.23 .690+0.009	15.24 .600
08	20.07+0.23 .790+0.009	17.78 .700
09	22.61+0.25 .890+0.010	20.32 .800
10	25.15+0.25 .990+0.010	22.86 .900
11	27.69+0.25 1.090+0.010	25.40 1.000
12	30.23+0.28 1.190+0.011	27.94 1.100
13	32.77+0.28 1.290+0.011	30.48 1.200
14	35.31+0.28 1.390+0.011	33.02 1.300
15	37.85+0.28 1.490+0.011	35.56 1.400
16	40.39+0.28 1.590+0.011	38.10 1.500

- NOTES:
- MATERIAL: NYLON, UL 94V-0, COLOR: WHITE
  - FINISH:
    - 197 = OVERALL REFLOWED MATTE TIN: 0.00152/.000060 MIN. OVER 0.00127/.000050 MIN. NICKEL
    - 228 = SELECT GOLD: 0.00076/.000030 MIN. SELECT MATTE TIN: 0.00254/.000100 MIN. OVERALL NICKEL UNDERPLATE: 0.00127/.000050 MIN.
    - 241 = SELECT GOLD: 0.00051/.000020 MIN. SELECT MATTE TIN: 0.00254/.000100 MIN. OVERALL NICKEL UNDERPLATE: 0.00127/.000050 MIN.
  - PRODUCT SPEC: PS-10-07
  - PACKAGING SPEC: PK-4030-001
  - SOLDERABILITY SPEC: SMES-152
  - PIN PUSHOUT FORCE: 8.9N / 2 LBS MIN
  - PARTS ARE STACKABLE END TO END AND SIDE TO SIDE ON 2.54/.100 CENTERS.
  - THIS PART CONFORMS TO CLASS B REQUIREMENTS OF COSMETIC SPECIFICATION PS-45499-002.
  - NON-STANDARD PARTS SEE SD-4030-0002.

ADD 2.36 DIMENSION	REV	DESCRIPTION	QUALITY SYMBOLS	GENERAL TOLERANCES (UNLESS SPECIFIED)		DIMENSION STYLE		SCALE	DESIGN UNITS	THIRD ANGLE PROJECTION
				mm	INCH	MM/IN	4:1	INCH		
EC. NO: IJCP2014-5097 DRAWN: DEY 2011/08/04 CHKD: MKIPPER 2011/08/04 APPR: SMITH 2011/06/10			$\nabla=0$	4 PLACES	± ---	± ---	DRAWN BY	DATE	TITLE KK 100 HEADER ASSEMBLY	
			$\nabla=0$	3 PLACES	± ---	± .015	CHECKED BY	DATE		
			$\nabla=0$	2 PLACES	± 0.38	± ---	APPROVED BY	DATE		
				1 PLACE	± ---	± ---	MATERIAL NO.	DATE		
				0 PLACE	±	±	JCOMERC I	2011/09/30		
				ANGULAR ±1/2°		SEE CHART	DOCUMENT NO.		SHEET NO. 1 OF 2	
				DRAFT WHERE APPLICABLE MUST REMAIN WITHIN DIMENSIONS		SD-4030-0001				
SIZE B THIS DRAWING CONTAINS INFORMATION THAT IS PROPRIETARY TO MOLEX INCORPORATED AND SHOULD NOT BE USED WITHOUT WRITTEN PERMISSION										

9 8 7 6 5 4 3 2 1

10 9 8 7 6 5 4 3 2 1

ASSY NO:	A-4030-NA(197)	ASSY NO:	A-4030-NA(241)	ASSY NO:	A-4030-NA(228)	ASSY NO:	
PLATING:	197 OVERALL TIN	PLATING:	241 SELECT GOLD	PLATING:	228 SELECT GOLD	PLATING:	
GOLD:	NA	GOLD:	3.56/.140	GOLD:	3.56/.140	GOLD:	
DIM P:	3.43/.135	DIM P:	3.43/.135	DIM P:	3.43/.135	DIM P:	
TIN:	OVERALL	TIN:	3.43/.135	TIN:	3.43/.135	TIN:	
PACK:	PK-4030-001 (BULK)	PACK:	PK-4030-001 (BULK)	PACK:	PK-4030-001 (BULK)	PACK:	

CKT	PART NO:	ENGINEERING NO:	CKT	PART NO:	ENGINEERING NO:	CKT	PART NO:	ENGINEERING NO:	CKT		
02	22-03-2021	A-4030-02A(197)	02	22-10-2021	A-4030-02A(241)	02	22-10-4028	A-4030-02A(228)	02		
03	22-03-2031	A-4030-03A(197)	03	22-10-2031	A-4030-03A(241)	03	22-10-4038	A-4030-03A(228)	03		
04	22-03-2041	A-4030-04A(197)	04	22-10-2041	A-4030-04A(241)	04	22-10-4048	A-4030-04A(228)	04		
05	22-03-2051	A-4030-05A(197)	05	22-10-2051	A-4030-05A(241)	05	22-10-4058	A-4030-05A(228)	05		
06	22-03-2061	A-4030-06A(197)	06	22-10-2061	A-4030-06A(241)	06	22-10-4068	A-4030-06A(228)	06		
07	22-03-2071	A-4030-07A(197)	07	22-10-2071	A-4030-07A(241)	07	22-10-4078	A-4030-07A(228)	07		
08	22-03-2081	A-4030-08A(197)	08	22-10-2081	A-4030-08A(241)	08	22-10-4088	A-4030-08A(228)	08		
09	22-03-2091	A-4030-09A(197)	09	22-10-2091	A-4030-09A(241)	09	22-10-4098	A-4030-09A(228)	09		
10	22-03-2101	A-4030-10A(197)	10	22-10-2101	A-4030-10A(241)	10	22-10-4108	A-4030-10A(228)	10		
11	22-03-2111	A-4030-11A(197)	11	22-10-2111	A-4030-11A(241)	11	22-10-4118	A-4030-11A(228)	11		
12	22-03-2121	A-4030-12A(197)	12	22-10-2121	A-4030-12A(241)	12	22-10-4128	A-4030-12A(228)	12		
13	22-03-2131	A-4030-13A(197)	13	22-10-2131	A-4030-13A(241)	13	22-10-4138	A-4030-13A(228)	13		
14	22-03-2141	A-4030-14A(197)	14	22-10-2141	A-4030-14A(241)	14	22-10-4148	A-4030-14A(228)	14		
15	22-03-2151	A-4030-15A(197)	15	22-10-2151	A-4030-15A(241)	15	22-10-4158	A-4030-15A(228)	15		
16	22-03-2161	A-4030-16A(197)	16	22-10-2161	A-4030-16A(241)	16	22-10-4168	A-4030-16A(228)	16		

SEE SHEET 1 EC NO: LCP2014-5097 DRAWN BY: JFOY 2014/06/04 CHECKED BY: MKIPPER 2014/06/04 APPROVED BY: SMITH 2014/06/10	QUALITY SYMBOLS	GENERAL TOLERANCES (UNLESS SPECIFIED)	DIMENSION STYLE	SCALE	DESIGN UNITS	THIRD ANGLE PROJECTION
	$\nabla=0$ $\nabla=0$ $\nabla=0$	mm INCH 4 PLACES ± --- ± --- 3 PLACES ± --- ± .015 2 PLACES ± 0.38 ± --- 1 PLACE ± --- ± --- 0 PLACE ± ±	MM/IN	4:1	INCH	☉
	DESCRIPTION	ANGULAR ±1/2° DRAFT WHERE APPLICABLE MUST REMAIN WITHIN DIMENSIONS	DRAWN BY: KSAMIEC DATE: 2011/03/21 CHECKED BY: MKIPPER DATE: 2011/03/22 APPROVED BY: JCOMERC I DATE: 2011/09/30	TITLE: KK 100 HEADER ASSEMBLY		
	REV		MATERIAL NO.	DOCUMENT NO.		

9 8 7 6 5 4 3 2 1