

Excellent Integrated System Limited

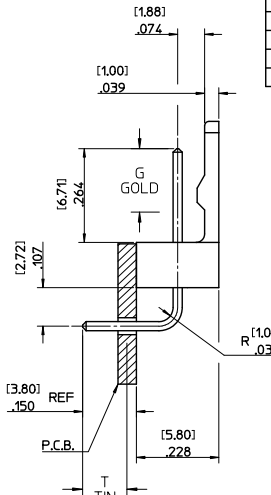
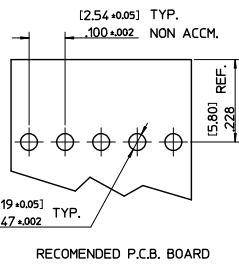
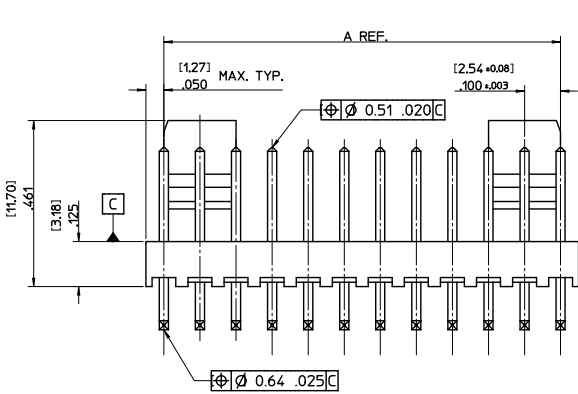
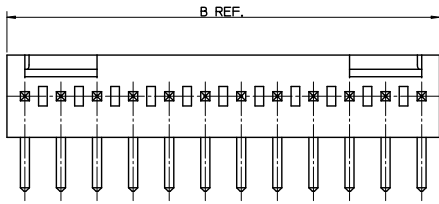
Stocking Distributor

Click to view price, real time Inventory, Delivery & Lifecycle Information:

[Molex Connector Corporation](#)
[0022124122](#)

For any questions, you can email us directly:

sales@integrated-circuit.com



PIN FINISH: REFLOWED MATTE TIN: 0.00152/.000060 MIN OVER 0.00127/.000050 MIN NICKEL.		PIN FINISH: SELECT GOLD: 0.00051/.000020 MIN SELECT MATTE TIN: 0.00254/.000100 OVER 0.00127/.000050 MIN NICKEL.	
GOLD LOC G	N/A	GOLD LOC G	4.57/.180
TIN LOC T	OVERALL	TIN LOC T	3.43/.135

NO. OF CCTS	DIM. A	DIM. B	ENG. NO.	PART NO.	ENG. NO.	PART NO.
2	2.54/100	5.08/200	AE-7395-2B	22-05-7028	AE-7395-2BG	22-12-4022
3	5.08/200	7.62/300	AE-7395-3B	22-05-7038	AE-7395-3BG	22-12-4032
4	7.62/300	10.16/400	AE-7395-4B	22-05-7048	AE-7395-4BG	22-12-4042
5	10.16/400	12.70/500	AE-7395-5B	22-05-7058	AE-7395-5BG	22-12-4052
6	12.70/500	15.24/600	AE-7395-6B	22-05-7068	AE-7395-6BG	22-12-4062
7	15.24/600	17.78/700	AE-7395-7B	22-05-7078	AE-7395-7BG	22-12-4072
8	17.78/700	20.32/800	AE-7395-8B	22-05-7088	AE-7395-8BG	22-12-4082
9	20.32/800	22.86/900	AE-7395-9B	22-05-7098	AE-7395-9BG	22-12-4092
10	22.86/900	25.40/1000	AE-7395-10B	22-05-7108	AE-7395-10BG	22-12-4102
11	25.40/1000	27.94/1100	AE-7395-11B	22-05-7118	AE-7395-11BG	22-12-4112
12	27.94/1100	30.48/1200	AE-7395-12B	22-05-7128	AE-7395-12BG	22-12-4122
13	30.48/1200	33.02/1300	AE-7395-13B	22-05-7138	AE-7395-13BG	22-12-4132
14	33.02/1300	35.56/1400	AE-7395-14B	22-05-7148	AE-7395-14BG	22-12-4142
15	35.56/1400	38.10/1500	AE-7395-15B	22-05-7158	AE-7395-15BG	22-12-4152
16	38.10/1500	40.64/1600	AE-7395-16B	22-05-7168	AE-7395-16BG	22-12-4162

- NOTES:-
- MATERIALS:
WAFER: NYLON 6/6, UL 94, V-0, NATURAL COLOUR
PIN: [0.64]/0.25 BRASS
 - FINISH: SEE CHART
 - PRODUCT SPECIFICATION: PS-99020-0088
 - PACKAGING SPECIFICATION: PK-7478-001
 - WAFERS STACKABLE END TO END
 - PIN SOLDERABILITY PER MOLEX SPECIFICATION SMES-152
 - PIN PUSH OUT FORCE [0.907 KG]/2.0 LBS MIN.
 - PARTS TO BE FLAT WITHIN 0.005 mm/mm OR .005 IN/IN
 - THIS PART CONFORMS TO CLASS B REQUIREMENTS OF COSMETIC SPECIFICATION PS-45499-002.

AE-7395-N B

NO. OF CCTS. _____

PLATING TYPE
BLANK: TIN
G: SELECT GOLD

WAFER ASSY. OPTION _____

CHANGE PLATING EC NO: UCPE2012-1821 DRAWN BY: CHIKAKI CHECKED BY: CHIKAKI APPROVED BY: CHIKAKI DATE: 2011/12/22 2012/01/03 2012/02/02	QUALITY SYMBOLS ▽=0 ▽=0 ▽=0	GENERAL TOLERANCES (UNLESS SPECIFIED)	DIMENSION STYLE	SCALE	DESIGN UNITS	THIRD ANGLE PROJECTION
		4 PLACES ± --- INCH 3 PLACES ± --- ± 0.10 2 PLACES ± 0.25 ± 0.15 1 PLACE ± 0.38 ± --- ANGULAR ± 2 °	MM/IN	5:1	METRIC	☉
DRAFT WHERE APPLICABLE MUST REMAIN WITHIN DIMENSIONS		SEE CHART	MATERIAL NO.	DOCUMENT NO.	SHEET NO.	
					1 OF 1	

WAFFER, R/A FRICTION LOCK
(2.54)/.100 CENTERS
(0.64)/.025 SQ. PIN

MOLEX INCORPORATED