

Excellent Integrated System Limited

Stocking Distributor

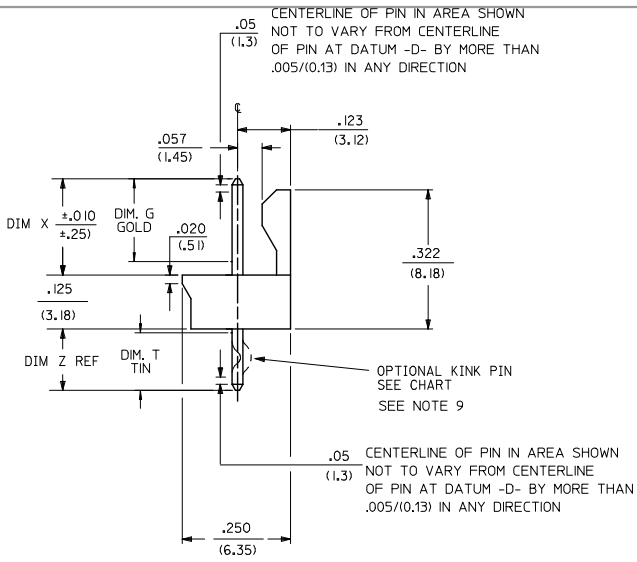
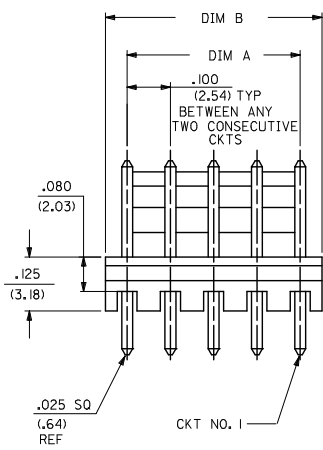
Click to view price, real time Inventory, Delivery & Lifecycle Information:

[Molex Connector Corporation](#)
[0022235034](#)

For any questions, you can email us directly:

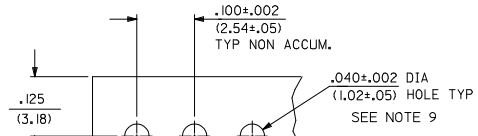
sales@integrated-circuit.com

13 12 11 10 9 8 7 6 5 4 3 2 1



| CKTS | DIM A | DIM B |
|------|-----------------|-----------------|
| 2 | .100 (2.54) | .195 (4.95) |
| 3 | .200 (5.08) | .295 (7.49) |
| 4 | .300 (7.62) | .395 (10.03) |
| 5 | .400 (10.16) | .495 (12.57) |
| 6 | .500 (12.70) | .595 (15.11) |
| 7 | .600 (15.24) | .695 (17.65) |
| 8 | .700 (17.78) | .795 (20.19) |
| 9 | .800 (20.32) | .895 (22.73) |
| 10 | .900 (22.86) | .995 (25.27) |

- NOTES:
- MATERIAL: GLASS FILLED POLYESTER. RATED UL 94V-0. COLOR: NATURAL (WHITE)
PIN MATERIAL: 260 BRASS.
 - FINISH:
 - (197) - OVERALL REFLOWED MATTE TIN: .000060/(0.00152) MIN. OVERALL NICKEL UNDERPLATE: .000050/(0.00127) MIN.
 - (154) - OVERALL TIN: .000100/(0.00254) MIN. OVERALL NICKEL UNDERPLATE: .000050/(0.00127) MIN.
 - (231) - SELECT GOLD: .000050/(0.00127) MIN. SELECT MATTE TIN: .000100/(0.00254) MIN. OVERALL NICKEL UNDERPLATE: .000050/(0.00127) MIN.
 - PRODUCT SPECIFICATIONS: PS-10-07.
 - PACKAGING: OPTION 1: BULK PER PK-43009-001. OPTION 2: TUBE PER PK-44743-001.
 - PIN PUSH OUT FORCE: 3 LBS. MIN. (PER CKT).
 - PARTS ARE STACKABLE END TO END ON .100/(2.54) CENTERS.
 - SOLDERABILITY PER ES-152.
 - THIS PART CONFORMS TO CLASS B REQUIREMENTS OF COSMETIC SPECIFICATION PS-45499-002.
 - KINK PIN OPTION NOT RECOMMENDED FOR 2 CIRCUIT PARTS. HOLE SIZE MAY NEED TO BE ADJUSTED FOR 2 CIRCUIT PARTS WITH KINK OPTION FOR PROPER INSERTION INTO THE PCB. SEE SMES-42003 FOR ADDITIONAL INFORMATION ON KINK PIN DIRECTION AND PLACEMENT.



RECOMMENDED PC BOARD LAYOUT (.062 THK)

| GEN. DOC. | 2-* | E1 |
|-----------|-------|------|
| ME 10 | 1 | E2 |
| DOC. TYPE | SHEET | REV. |

| QUALITY SYMBOLS | DESCRIPTION | REV |
|-----------------|----------------------|-----|
| ▽=0 | ADD NOTE 9 | |
| ▽=0 | EC NO: UCP2015-0030 | |
| ▽=0 | DRAWN BY: 2017/09/12 | |
| ▽=0 | CHKD BY: 2017/09/14 | |
| ▽=0 | APPR: 2017/10/09 | |

| GENERAL TOLERANCES (UNLESS SPECIFIED) | | DIMENSION STYLE | | SCALE | DESIGN UNITS | THIRD ANGLE PROJECTION |
|---------------------------------------|-------|-----------------|----------|--|--------------|------------------------|
| mm | INCH | IN/MM | | --- | METRIC | |
| 4 PLACES ±--- | ±--- | DRAWN BY | DATE | TITLE: HEADER ASSEMBLY FRICTION LOCK .100 CENTERS MATERIAL NO. SDA-43009 DOCUMENT NO. SHEET NO. 1 OF * | | |
| 3 PLACES ±--- | ±.010 | CHECKED BY | DATE | | | |
| 2 PLACES ±0.25 | ±.014 | APPROVED BY | DATE | | | |
| 1 PLACE ±0.36 | ±--- | LENZ | 01/28/92 | | | |
| 0 PLACE ± | ± | MATERIAL NO. | | DOCUMENT NO. | | |

12 11 10 9 8 7 6 5 4 3 2 1

| A-43009-0002/0010 | | | A-43009-0011/0019 | | | A-43009-0056/0064 | | | A-43009-0074/0081 | | |
|-------------------|-------------|-----------------|-------------------|-------------|-----------------|-------------------|-------------|-----------------|-------------------|-------------|-----------------|
| OPTIONS | Header No. | 42009-N | OPTIONS | Header No. | 42009-N | OPTIONS | Header No. | 42009-N | OPTIONS | Header No. | 42009-N |
| | Pin No. | 42663-0302 | | Pin No. | 42663-0302 | | Pin No. | 42663-0307 | | Pin No. | 42663-0302 |
| | Dim. L | .560/(14.22) | | Dim. L | .560/(14.22) | | Dim. L | .560/(14.22) | | Dim. L | .560/(14.22) |
| | Dim. X | .295/(7.49) | | Dim. X | .295/(7.49) | | Dim. X | .295/(7.49) | | Dim. X | .295/(7.49) |
| | Dim. Z | .140/(3.56) | | Dim. Z | .140/(3.56) | | Dim. Z | .140/(3.56) | | Dim. Z | .140/(3.56) |
| | Dim. G | N/A | | Dim. G | N/A | | Dim. G | .140/(3.56) | | Dim. G | N/A |
| | Dim. T | OVERALL | | Dim. T | OVERALL | | Dim. T | .135/(3.43) | | Dim. T | OVERALL |
| | Plating | 197 TIN | | Plating | 197 TIN | | Plating | 231 SGOLD | | Plating | 197 TIN |
| | No. of Ckts | 2-10 | | No. of Ckts | 2-10 | | No. of Ckts | 2-10 | | No. of Ckts | 3-10 |
| | Void Ckts | None | | Void Ckts | None | | Void Ckts | None | | Void Ckts | 2 |
| | Kink Pins | No | | Kink Pins | Yes | | Kink Pins | Yes | | Kink Pins | Yes |
| | Packaging | PK-43009-001 | | Packaging | PK-43009-001 | | Packaging | PK-43009-001 | | Packaging | PK-43009-001 |
| Ckt | EDP No. | Engineering No. | Ckt | EDP No. | Engineering No. | Ckt | EDP No. | Engineering No. | Ckt | EDP No. | Engineering No. |
| 2 | 22-23-5024 | A-43009-0002 | 2 | 22-23-5021 | A-43009-0011 | 2 | 43009-0056 | A-43009-0056 | 2 | | |
| 3 | 22-23-5034 | A-43009-0003 | 3 | 22-23-5031 | A-43009-0012 | 3 | 43009-0057 | A-43009-0057 | 3 | 43009-0074 | A-43009-0074 |
| 4 | 22-23-5044 | A-43009-0004 | 4 | 22-23-5041 | A-43009-0013 | 4 | 43009-0058 | A-43009-0058 | 4 | 43009-0075 | A-43009-0075 |
| 5 | 22-23-5054 | A-43009-0005 | 5 | 22-23-5051 | A-43009-0014 | 5 | 43009-0059 | A-43009-0059 | 5 | 43009-0076 | A-43009-0076 |
| 6 | 22-23-5064 | A-43009-0006 | 6 | 22-23-5061 | A-43009-0015 | 6 | 43009-0060 | A-43009-0060 | 6 | 43009-0077 | A-43009-0077 |
| 7 | 22-23-5074 | A-43009-0007 | 7 | 22-23-5071 | A-43009-0016 | 7 | 43009-0061 | A-43009-0061 | 7 | 43009-0078 | A-43009-0078 |
| 8 | 22-23-5084 | A-43009-0008 | 8 | 22-23-5081 | A-43009-0017 | 8 | 43009-0062 | A-43009-0062 | 8 | 43009-0079 | A-43009-0079 |
| 9 | 22-23-5094 | A-43009-0009 | 9 | 22-23-5091 | A-43009-0018 | 9 | 43009-0063 | A-43009-0063 | 9 | 43009-0080 | A-43009-0080 |
| 10 | 22-23-5104 | A-43009-0010 | 10 | 22-23-5101 | A-43009-0019 | 10 | 43009-0064 | A-43009-0064 | 10 | 43009-0081 | A-43009-0081 |

| | | | | | |
|-------------------------------|--------------------------|----------------------------------|---|------------------------|-------|
| REV: | SEE SHEET 1 5/31/2012 | TITLE: | HEADER ASSEMBLY FRICTION LOCK .100 CENTERS | SHEET No. | - 2 - |
| DOCUMENT NUMBER: SDA-43009 | | CREATED / REVISED BY: MKIPPER | CHECKED BY: BANDERSON | APPROVED BY: FSMITH | |



| A-43009-0082/0089 | | | A-43009-0090/0097 | | | A-43009-0098/0106 | | | A-43009-0107/0115 | | |
|-------------------|--------------|-----------------|-------------------|-------------|-----------------|-------------------|--------------|-----------------|-------------------|-------------|-----------------|
| OPTIONS | Header No. | 42009-N | OPTIONS | Header No. | 42009-N | OPTIONS | Header No. | 42009-N | OPTIONS | Header No. | 42009-N |
| | Pin No. | 42663-0302 | | Pin No. | 42663-0302 | | Pin No. | 42663-0309 | | Pin No. | 42663-0309 |
| | Dim. L | .560/(14.22) | | Dim. L | .560/(14.22) | | Dim. L | .560/(14.22) | | Dim. L | .560/(14.22) |
| | Dim. X | .295/(7.49) | | Dim. X | .295/(7.49) | | Dim. X | .295/(7.49) | | Dim. X | .295/(7.49) |
| | Dim. Z | .140/(3.56) | | Dim. Z | .140/(3.56) | | Dim. Z | .140/(3.56) | | Dim. Z | .140/(3.56) |
| | Dim. G | N/A | | Dim. G | N/A | | Dim. G | N/A | | Dim. G | N/A |
| | Dim. T | OVERALL | | Dim. T | OVERALL | | Dim. T | OVERALL | | Dim. T | OVERALL |
| | Plating | 197 TIN | | Plating | 197 TIN | | Plating | 154 TIN | | Plating | 154 TIN |
| | No. of Ckts | 3-10 | | No. of Ckts | 3-10 | | No. of Ckts | 2-10 | | No. of Ckts | 2-10 |
| | Void Ckts | 3 | | Void Ckts | 3 | | Void Ckts | None | | Void Ckts | None |
| | Kink Pins | Yes | | Kink Pins | No | | Kink Pins | No | | Kink Pins | Yes |
| Packaging | PK-43009-001 | Packaging | PK-43009-001 | Packaging | PK-43009-001 | Packaging | PK-43009-001 | | | | |
| Ckt | EDP No. | Engineering No. | Ckt | EDP No. | Engineering No. | Ckt | EDP No. | Engineering No. | Ckt | EDP No. | Engineering No. |
| 2 | | | 2 | | | 2 | 50-34-1986 | A-43009-0098 | 2 | 50-34-1995 | A-43009-0107 |
| 3 | 43009-0082 | A-43009-0082 | 3 | 43009-0090 | A-43009-0090 | 3 | 50-34-1987 | A-43009-0099 | 3 | 50-34-1996 | A-43009-0108 |
| 4 | 43009-0083 | A-43009-0083 | 4 | 43009-0091 | A-43009-0091 | 4 | 50-34-1988 | A-43009-0100 | 4 | 50-34-1997 | A-43009-0109 |
| 5 | 43009-0084 | A-43009-0084 | 5 | 43009-0092 | A-43009-0092 | 5 | 50-34-1989 | A-43009-0101 | 5 | 50-34-1998 | A-43009-0110 |
| 6 | 43009-0085 | A-43009-0085 | 6 | 43009-0093 | A-43009-0093 | 6 | 50-34-1990 | A-43009-0102 | 6 | 50-34-1999 | A-43009-0111 |
| 7 | 43009-0086 | A-43009-0086 | 7 | 43009-0094 | A-43009-0094 | 7 | 50-34-1991 | A-43009-0103 | 7 | 50-30-4401 | A-43009-0112 |
| 8 | 43009-0087 | A-43009-0087 | 8 | 43009-0095 | A-43009-0095 | 8 | 50-34-1992 | A-43009-0104 | 8 | 50-30-4402 | A-43009-0113 |
| 9 | 43009-0088 | A-43009-0088 | 9 | 43009-0096 | A-43009-0096 | 9 | 50-34-1993 | A-43009-0105 | 9 | 50-30-4403 | A-43009-0114 |
| 10 | 43009-0089 | A-43009-0089 | 10 | 43009-0097 | A-43009-0097 | 10 | 50-34-1994 | A-43009-0106 | 10 | 50-30-4404 | A-43009-0115 |

| | | | |
|--------------------------------------|--------------------------|---|---------------------------------|
| REV: E1 | SEE SHEET 1 5/31/2012 | TITLE: HEADER ASSEMBLY FRICTION LOCK .100 CENTERS | SHEET No. - 3 - |
| DOCUMENT NUMBER: SDA-43009 | | CREATED / REVISED BY: MKIPPER | CHECKED BY: BANDERSON |
| | | APPROVED BY: FSMITH | |



| A-43009-0125/0130 | | | | | | | | | | | |
|-------------------|-------------|-----------------|---------|-------------|-----------------|---------|-------------|-----------------|---------|-------------|-----------------|
| OPTIONS | Header No. | 42009-N | OPTIONS | Header No. | | OPTIONS | Header No. | | OPTIONS | Header No. | |
| | Pin No. | 42663-0302 | | Pin No. | | | Pin No. | | | Pin No. | |
| | Dim. L | .560/(14.22) | | Dim. L | | | Dim. L | | | Dim. L | |
| | Dim. X | .295/(7.49) | | Dim. X | | | Dim. X | | | Dim. X | |
| | Dim. Z | .140/(3.56) | | Dim. Z | | | Dim. Z | | | Dim. Z | |
| | Dim. G | N/A | | Dim. G | | | Dim. G | | | Dim. G | |
| | Dim. T | OVERALL | | Dim. T | | | Dim. T | | | Dim. T | |
| | Plating | 197 TIN | | Plating | | | Plating | | | Plating | |
| | No. of Ckts | 5-10 | | No. of Ckts | | | No. of Ckts | | | No. of Ckts | |
| | Void Ckts | 5 | | Void Ckts | | | Void Ckts | | | Void Ckts | |
| | Kink Pins | No | | Kink Pins | | | Kink Pins | | | Kink Pins | |
| | Packaging | PK-43009-001 | | Packaging | PK-43009-001 | | Packaging | PK-43009-001 | | Packaging | PK-43009-001 |
| Ckt | EDP No. | Engineering No. | Ckt | EDP No. | Engineering No. | Ckt | EDP No. | Engineering No. | Ckt | EDP No. | Engineering No. |
| 2 | | | 2 | | | 2 | | | 2 | | |
| 3 | | | 3 | | | 3 | | | 3 | | |
| 4 | | | 4 | | | 4 | | | 4 | | |
| 5 | | | 5 | | | 5 | | | 5 | | |
| 6 | | | 6 | | | 6 | | | 6 | | |
| 7 | 43009-0127 | A-43009-0127 | 7 | | | 7 | | | 7 | | |
| 8 | | | 8 | | | 8 | | | 8 | | |
| 9 | | | 9 | | | 9 | | | 9 | | |
| 10 | | | 10 | | | 10 | | | 10 | | |

| | | | |
|--------------------------------------|--------------------------|---|---------------------------------|
| REV: E1 | SEE SHEET 1 5/31/2012 | TITLE: HEADER ASSEMBLY FRICTION LOCK .100 CENTERS | SHEET No. - 4 - |
| DOCUMENT NUMBER: SDA-43009 | | CREATED / REVISED BY: MKIPPER | CHECKED BY: BANDERSON |
| | | APPROVED BY: FSMITH | |