Excellent Integrated System Limited

Stocking Distributor

Click to view price, real time Inventory, Delivery & Lifecycle Information:

Molex Connector Corporation
0022281069

For any questions, you can email us directly:
sales@integrated-circuit.com

CKTS	DIM A	DIM B
2	.200/5,08	.100/2,54
3	.300/7,62	.200/5,08
4	.400/10,16	.300/7,62
5	.500/12,70	.400/10,16
6	.600/15,24	.500/12,70
7	.700/17,78	.600/15,24
8	.800/20,32	.700/17,78
9	.900/22,86	.800/20,32
10	1,000/25,40	.900/22,86
11	1,100/27,94	1,000/25,40
12	1,200/30,48	1,100/27,94
13	1,300/33,02	1,200/30,48
14	1,400/35,56	1,300/33,02
15	1,500/38,10	1,400/35,56
16	1,600/40,64	1,500/38,10
17	1,700/43,18	1,600/40,64
18	1,800/45,72	1,700/43,18
19	1,900/48,26	1,800/45,72
20	2,000/50,80	1,900/48,26
21	2,100/53,34	2,000/50,80
22	2,200/55,88	2,100/53,34
23	2,300/58,42	2,200/55,88
24	2,400/60,96	2,300/58,42
25	2,500/63,50	2,400/60,96
26	2,600/66,04	2,500/63,50
27	2,700/68,58	2,600/66,04
28	2,800/71,12	2,700/68,58
29	2,900/73,66	2,800/71,12
30	3,000/76,20	2,900/73,66
31	3,100/78,74	3,000/76,20
32	3,200/81,28	3,100/78,74
33	3,300/83,82	3,200/81,28
34	3,400/86,36	3,300/83,82
35	3,500/88,90	3,400/86,36
36	3,600/91,44	3,500/88,90

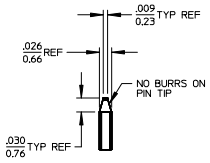

DETAIL X
SCALE 5:1
SEE NOTE 11

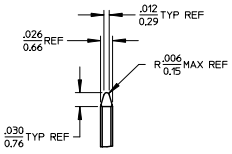

DETAIL Y
SCALE 5:1
SEE NOTE 11

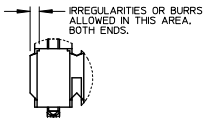

DETAIL Z
SCALE 5:1

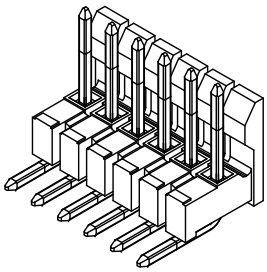

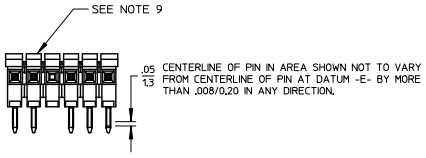

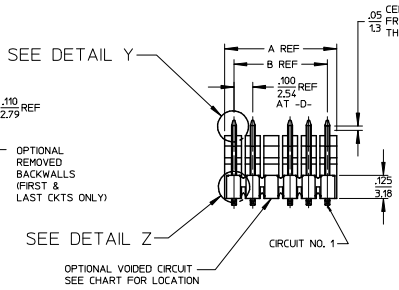

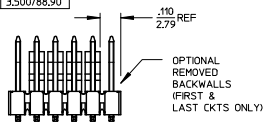

REMOVED BACKWALLS OPTION
SEE NOTE 12

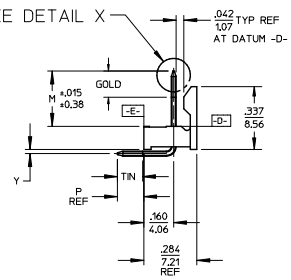

NOTES:
1. MATERIAL: GLASS FILLED NYLON, 94V-0, COLOR: BLACK
2. FINISH:
   (154) OVERALL TIN: .000100/0,00254 MIN.
   OVER .000050/0,00127 MIN NICKEL.
   (208) SELECT GOLD: .000015/0,00038 MIN.
   SELECT TIN: .000100/0,00254 MIN.
   OVERALL NICKEL UNDERPLATE: .000050/0,00127 MIN.
   (228) SELECT GOLD: .000030/0,00076 MIN.
   SELECT TIN: .000100/0,00254 MIN.
   OVERALL NICKEL UNDERPLATE: .000050/0,00127 MIN.
3. PRODUCT SPECIFICATION: PS-10-07.
4. PACKAGING INFORMATION: SEE TABLES
5. KINK PIN OPTION NOT RECOMMENDED FOR 2 CIRCUIT PARTS. HOLE SIZE MAY NEED TO BE ADJUSTED ON 2 CIRCUIT PARTS WITH KINK OPTION FOR PROPER INSERTION INTO THE PCB. SEE SMES-42003 OR SMES-43703-0000 FOR ADDITIONAL INFORMATION ON KINK PIN DIRECTION AND PLACEMENT.
6. HEADERS ARE NOT STACKABLE ON .100/2,54 CENTERS.
7. SOLDERABILITY PER SMES-152.
8. PIN PUSH OUT FORCE: 3 LBS. MIN.
9. ABRASION MARKS ON BACK WALL SURFACE ARE PERMISSIBLE.
10. PARTS CONFORM TO CLASS 'B' REQUIREMENTS OF COSMETIC SPECIFICATION PS-45499-002.
11. PIN TIP DIMENSIONS ARE SHOWN FOR REFERENCE ONLY. DIMENSIONS APPLY PRIOR TO PLATING OR ASSEMBLY.
12. FIRST AND LAST CIRCUIT BACKWALLS MUST BE REMOVED WHEN MATING TO A PART WITH POLARIZING RIBS.

2-∞	L5
1	L6
SHT	REV

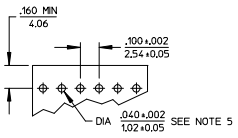

RECOMMENDED PC BOARD LAYOUT

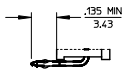

KINKED PIN OPTION
SEE NOTE 5

REV	DESCRIPTION
L6	ADD NOTE 12 EC NO: UCP2014-1471 2013/10/01 DRWN:MKIPPER 2013/10/01 CHKD:BANDERSON 2013/10/09 APPR:FSMITH

QUALITY SYMBOLS: F_A=0, F_C=0, F_E=0

GENERAL TOLERANCES (UNLESS SPECIFIED)

	mm	INCH
4 PLACES	± ---	± ---
3 PLACES	± ---	± .010
2 PLACES	± 0.25	± .014
1 PLACE	± 0.36	± ---
0 PLACE	±	±

ANGULAR ±1/2°
DRAFT WHERE APPLICABLE MUST REMAIN WITHIN DIMENSIONS

DIMENSION STYLE	SCALE	DESIGN UNITS	
IN/MM	2:1	INCH	THIRD ANGLE PROJECTION

		DATE
DRAWN BY	JSCHAFER	2004/03/18
CHECKED BY	KSAMIEC	2004/03/18
APPROVED BY	MARGULIS	2004/03/18

TITLE: .100 FRICTION LOCK BREAKAWAY HEADER ASSY

molex

MATERIAL NO.: SEE CHART
DOCUMENT NO.: SD-42228-002
SHEET NO.: 1 OF 6
SIZE: B

THIS DRAWING CONTAINS INFORMATION THAT IS PROPRIETARY TO MOLEX INCORPORATED AND SHOULD NOT BE USED WITHOUT WRITTEN PERMISSION