

## Excellent Integrated System Limited

Stocking Distributor

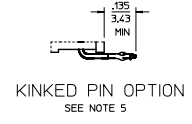
Click to view price, real time Inventory, Delivery & Lifecycle Information:

[Molex Connector Corporation](#)  
[0022282090](#)

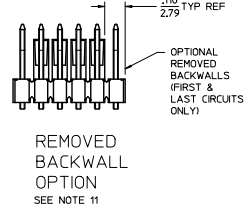
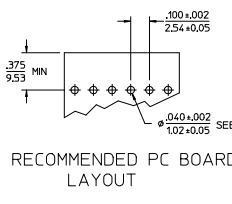
For any questions, you can email us directly:

[sales@integrated-circuit.com](mailto:sales@integrated-circuit.com)

CKTS	DIM A	DIM B
2	.100/2.54	.200/5.08
3	.200/5.08	.300/7.62
4	.300/7.62	.400/10.16
5	.400/10.16	.500/12.70
6	.500/12.70	.600/15.24
7	.600/15.24	.700/17.78
8	.700/17.78	.800/20.32
9	.800/20.32	.900/22.86
10	.900/22.86	1.000/25.40
11	1.000/25.40	1.100/27.94
12	1.100/27.94	1.200/30.48
13	1.200/30.48	1.300/33.02
14	1.300/33.02	1.400/35.56
15	1.400/35.56	1.500/38.10
16	1.500/38.10	1.600/40.64
17	1.600/40.64	1.700/43.18
18	1.700/43.18	1.800/45.72
19	1.800/45.72	1.900/48.26
20	1.900/48.26	2.000/50.80
21	2.000/50.80	2.100/53.34
22	2.100/53.34	2.200/55.88
23	2.200/55.88	2.300/58.42
24	2.300/58.42	2.400/60.96
25	2.400/60.96	2.500/63.50
26	2.500/63.50	2.600/66.04
27	2.600/66.04	2.700/68.58
28	2.700/68.58	2.800/71.12
29	2.800/71.12	2.900/73.66
30	2.900/73.66	3.000/76.20
31	3.000/76.20	3.100/78.74
32	3.100/78.74	3.200/81.28
33	3.200/81.28	3.300/83.82
34	3.300/83.82	3.400/86.36
35	3.400/86.36	3.500/88.90
36	3.500/88.90	3.600/91.44



- NOTES:
1. MATERIAL: GLASS FILLED NYLON, 94V-0, COLOR: BLACK
  2. FINISH:
    - (154) OVERALL TIN: .000100/0.00254 MIN. OVER .000050/0.00127 MM NICKEL.
    - (208) SELECT GOLD: .000015/0.00038 MIN. SELECT TIN: .000100/0.00254 MIN. OVERALL NICKEL UNDERPLATE: .000050/0.00127 MM. OVERALL NICKEL UNDERPLATE: .000050/0.00127 MIN. SELECT TIN: .000100/0.00254 MIN.
  3. PRODUCT SPECIFICATION: PS-10-07.
  4. PKING PIN INFORMATION: SEE TABLES.
  5. KINK PIN OPTION NOT RECOMMENDED FOR 2 CIRCUIT PARTS. HOLE SIZE MAY NEED TO BE ADJUSTED ON 2 CIRCUIT PARTS WITH KINK OPTION FOR PROPER INSERTION INTO THE PCB. SEE SMES-42003 FOR ADDITIONAL INFORMATION ON KINK DIRECTION AND PLACEMENT.
  6. HEADERS ARE NOT STACKABLE ON .100/2.54 CENTERS.
  7. SOLDERABILITY PER SMES-152.
  8. PIN PUSH OUT FORCE: 3 LBS. MIN.
  9. PARTS CONFORM TO CLASS B REQUIREMENTS OF COSMETIC SPECIFICATION PS-45499-002.
  10. PIN TIP DIMENSIONS ARE SHOWN FOR REFERENCE ONLY. DIMENSIONS APPLY PRIOR TO PLATING OR ASSEMBLY.
  11. FIRST AND LAST CIRCUIT BACKWALLS MUST BE REMOVED WHEN MATING TO A PART WITH POLARIZING RIBS.



REV	DESCRIPTION	QUALITY SYMBOLS		GENERAL TOLERANCES (UNLESS SPECIFIED)		DIMENSION STYLE		SCALE	DESIGN UNITS	THIRD ANGLE PROJECTION
		mm	INCH	mm	INCH	IN/MM	INCH			
ADD NOTE 11	EC NO: LCP2014-1471	4 PLACES	± .010	± .010	± .010	IN/MM	INCH	2:1	INCH	THIRD ANGLE PROJECTION
J7	BRUNN/K/PER 2013/10/01	3 PLACES	± .010	± .010	± .010	IN/MM	INCH	2:1	INCH	THIRD ANGLE PROJECTION
	CHK/BAJANDERSON 2013/10/01	2 PLACES	± 0.25	± .014	± .014	IN/MM	INCH	2:1	INCH	THIRD ANGLE PROJECTION
	APPROF/SHTH 2013/10/09	1 PLACE	± 0.36	± .014	± .014	IN/MM	INCH	2:1	INCH	THIRD ANGLE PROJECTION
		0 PLACE	±	±	±	IN/MM	INCH	2:1	INCH	THIRD ANGLE PROJECTION
		ANGULAR ±1/2°		DRAFT WHERE APPLICABLE		MATERIAL NO. SEE CHART		DOCUMENT NO. SD-42226-001		SHEET NO. 1 OF *
THIS DRAWING CONTAINS INFORMATION THAT IS PROPRIETARY TO MOLEX INCORPORATED AND SHOULD NOT BE USED WITHOUT WRITTEN PERMISSION										