# Excellent Integrated System Limited

Stocking Distributor

Click to view price, real time Inventory, Delivery & Lifecycle Information:

Molex Connector Corporation
0022282185

For any questions, you can email us directly:
sales@integrated-circuit.com

| CKTS | DIM A | DIM B |
|---|---|---|
| 2 | .100/2.54 | .200/5.08 |
| 3 | .200/5.08 | .300/7.62 |
| 4 | .300/7.62 | .400/10.16 |
| 5 | .400/10.16 | .500/12.70 |
| 6 | .500/12.70 | .600/15.24 |
| 7 | .600/15.24 | .700/17.78 |
| 8 | .700/17.78 | .800/20.32 |
| 9 | .800/20.32 | .900/22.86 |
| 10 | .900/22.86 | 1.000/25.40 |
| 11 | 1.000/25.40 | 1.100/27.94 |
| 12 | 1.100/27.94 | 1.200/30.48 |
| 13 | 1.200/30.48 | 1.300/33.02 |
| 14 | 1.300/33.02 | 1.400/35.56 |
| 15 | 1.400/35.56 | 1.500/38.10 |
| 16 | 1.500/38.10 | 1.600/40.64 |
| 17 | 1.600/40.64 | 1.700/43.18 |
| 18 | 1.700/43.18 | 1.800/45.72 |
| 19 | 1.800/45.72 | 1.900/48.26 |
| 20 | 1.900/48.26 | 2.000/50.80 |
| 21 | 2.000/50.80 | 2.100/53.34 |
| 22 | 2.100/53.34 | 2.200/55.88 |
| 23 | 2.200/55.88 | 2.300/58.42 |
| 24 | 2.300/58.42 | 2.400/60.96 |
| 25 | 2.400/60.96 | 2.500/63.50 |
| 26 | 2.500/63.50 | 2.600/66.04 |
| 27 | 2.600/66.04 | 2.700/68.58 |
| 28 | 2.700/68.58 | 2.800/71.12 |
| 29 | 2.800/71.12 | 2.900/73.66 |
| 30 | 2.900/73.66 | 3.000/76.20 |
| 31 | 3.000/76.20 | 3.100/78.74 |
| 32 | 3.100/78.74 | 3.200/81.28 |
| 33 | 3.200/81.28 | 3.300/83.82 |
| 34 | 3.300/83.82 | 3.400/86.36 |
| 35 | 3.400/86.36 | 3.500/88.90 |
| 36 | 3.500/88.90 | 3.600/91.44 |

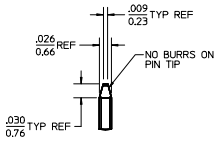


DETAIL X
SCALE 5:1
SEE NOTE 10

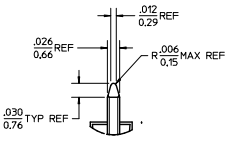


DETAIL Y
SCALE 5:1
SEE NOTE 10

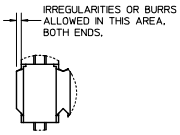


DETAIL Z
SCALE 5:1

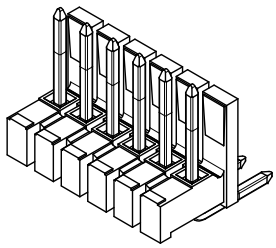

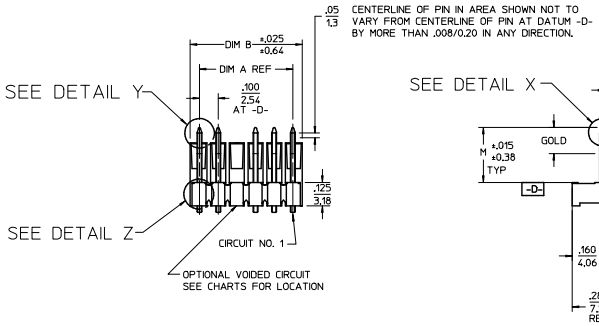


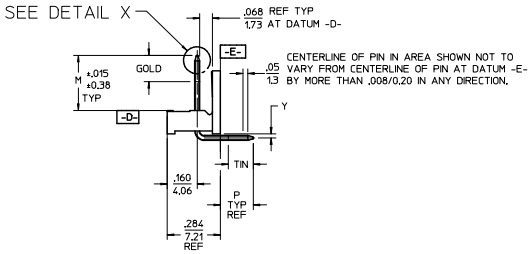


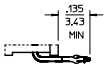


KINKED PIN OPTION
SEE NOTE 5

NOTES:
1. MATERIAL: GLASS FILLED NYLON, 94V-0, COLOR: BLACK
2. FINISH:
   (154) OVERALL TIN: .000100/0.00254 MIN.
   OVER .000050/0.00127 MIN NICKEL.
   (208) SELECT GOLD: .000015/0.00038 MIN.
   SELECT TIN: .000100/0.00254 MIN.
   OVERALL NICKEL UNDERPLATE: .000050/0.00127 MIN.
   (228) SELECT GOLD: .000030/0.00076 MIN.
   SELECT TIN: .000100/0.00254 MIN.
   OVERALL NICKEL UNDERPLATE: .000050/0.00127 MIN.
3. PRODUCT SPECIFICATION: PS-10-07.
4. PACKAGING INFORMATION: SEE TABLES
5. KINK PIN OPTION NOT RECOMMENDED FOR 2 CIRCUIT PARTS. HOLE SIZE MAY NEED TO BE ADJUSTED ON 2 CIRCUIT PARTS WITH KINK OPTION FOR PROPER INSERTION INTO THE PCB. SEE SMES-42003 FOR ADDITIONAL INFORMATION ON KINK DIRECTION AND PLACEMENT.
6. HEADERS ARE NOT STACKABLE ON .100/2.54 CENTERS.
7. SOLDERABILITY PER SMES-152.
8. PIN PUSH OUT FORCE: 3 LBS. MIN.
9. PARTS CONFORM TO CLASS B REQUIREMENTS OF COSMETIC SPECIFICATION PS-45499-002.
10. PIN TIP DIMENSIONS ARE SHOWN FOR REFERENCE ONLY. DIMENSIONS APPLY PRIOR TO PLATING OR ASSEMBLY.
11. FIRST AND LAST CIRCUIT BACKWALLS MUST BE REMOVED WHEN MATING TO A PART WITH POLARIZING RIBS.

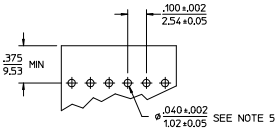


RECOMMENDED PC BOARD LAYOUT

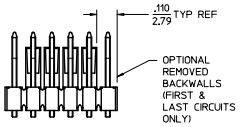


REMOVED BACKWALL OPTION
SEE NOTE 11

| 2-* | J6 |
|---|---|
| 1 | J7 |
| SHT | REV |

| REV | DESCRIPTION |
|---|---|
| J7 | ADD NOTE 11<br>EC NO: UCP2014-14,71<br>DRWN:MKUPPER 2013/10/01<br>CH'KD:BANDERSON 2013/10/01<br>APPR:FSMITH 2013/10/09 |

QUALITY SYMBOLS: F_A=0, F_C=0, F_B=0

GENERAL TOLERANCES (UNLESS SPECIFIED)

| | mm | INCH |
|---|---|---|
| 4 PLACES | ± --- | ± --- |
| 3 PLACES | ± --- | ± .010 |
| 2 PLACES | ± 0.25 | ± .014 |
| 1 PLACE | ± 0.36 | ± --- |
| 0 PLACE | ± | ± |

ANGULAR ±1/2°
DRAFT WHERE APPLICABLE MUST REMAIN WITHIN DIMENSIONS

DIMENSION STYLE: IN/MM
SCALE: 2:1
DESIGN UNITS: INCH
THIRD ANGLE PROJECTION

| | | DATE |
|---|---|---|
| DRAWN BY | JSCHAFER | 2003/09/23 |
| CHECKED BY | KSAMIEC | 2003/09/23 |
| APPROVED BY | MARGULIS | 2003/09/23 |

TITLE: .100 POLARIZING BREAKAWAY HEADER ASSY

molex

MATERIAL NO.: SEE CHART
DOCUMENT NO.: SD-42226-001
SHEET NO.: 1 OF *
SIZE: B

THIS DRAWING CONTAINS INFORMATION THAT IS PROPRIETARY TO MOLEX INCORPORATED AND SHOULD NOT BE USED WITHOUT WRITTEN PERMISSION

tb_frame_B_P_AM_T
Rev. G 2012/01/11