

Excellent Integrated System Limited

Stocking Distributor

Click to view price, real time Inventory, Delivery & Lifecycle Information:

[Molex Connector Corporation](#)
[0022286044](#)

For any questions, you can email us directly:

sales@integrated-circuit.com

NO. CKTS	DIM. A	DIM. B
2	5.08	2.54
3	7.62	5.08
4	10.16	7.62
5	12.70	10.16
6	15.24	12.70
7	17.78	15.24
8	20.32	17.78
9	22.86	20.32
10	25.40	22.86
11	27.94	25.40
12	30.48	27.94
13	33.02	30.48
14	35.56	33.02
15	38.10	35.56
16	40.64	38.10
17	43.18	40.64
18	45.72	43.18
19	48.26	45.72
20	50.80	48.26
21	53.34	50.80
22	55.88	53.34
23	58.42	55.88
24	60.96	58.42
25	63.50	60.96
26	66.04	63.50
27	68.58	66.04
28	71.12	68.58
29	73.66	71.12
30	76.20	73.66
31	78.74	76.20
32	81.28	78.74
33	83.82	81.28
34	86.36	83.82
35	88.90	86.36
36	91.44	88.90
	3.600	3.500



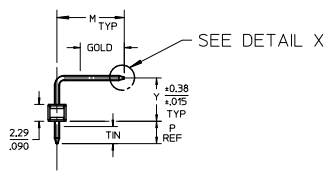
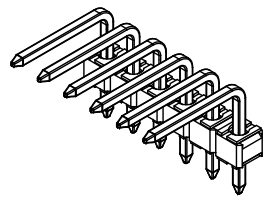
DETAIL X
SCALE 5:1
SEE NOTE 10



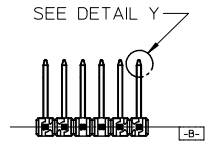
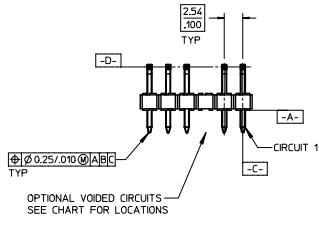
DETAIL Y
SCALE 5:1
SEE NOTE 10



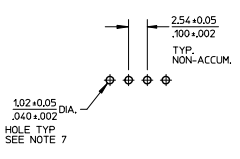
DETAIL Z
SCALE 5:1



OPTIONAL KINK PIN
SEE NOTE 7



- NOTES:
- MATERIAL: GLASS FILLED NYLON
UL94V-0, COLOR: BLACK
 - FINISH:
 - (154) OVERALL TIN: 0.00254/0.000100 MIN. OVER NICKEL: 0.00127/0.00050 MIN.
 - (197) OVERALL REFLOWED MATTE TIN: 0.00152/0.00060 MIN. OVER 0.00127/0.00050 MIN. NICKEL OVERALL.
 - (208) SELECT GOLD: 0.00028/0.000015 MIN. SELECT TIN: 0.000254/0.000100 MIN. WITH OVERALL NICKEL UNDERPLATE: 0.00127/0.00050 MIN.
 - (228) SELECT GOLD: 0.00076/0.000030 MIN. SELECT TIN: 0.000254/0.000100 MIN. WITH OVERALL NICKEL UNDERPLATE: 0.00127/0.00050 MIN.
 - PRODUCT SPECIFICATION: PS 10-07.
 - PACKAGING INFORMATION: SEE TABLES
 - SOLDERABILITY PER SMES-52.
 - PIN PUSH OUT FORCE: 3 LBS. MIN
 - KINK PIN OPTION NOT RECOMMENDED FOR 2 CIRCUIT PARTS. HOLE SIZE MAY NEED TO BE ADJUSTED FOR 2 CIRCUIT PARTS WITH KINK OPTION FOR PROPER INSERTION INTO THE PCB. SEE SMES-42003 FOR ADDITIONAL INFORMATION ON KINK PIN DIRECTION AND PLACEMENT.
 - HEADERS ARE NOT STACKABLE ON 2.54/100 CENTERS.
 - PARTS CONFORM TO CLASS B REQUIREMENTS OF COSMETIC SPECIFICATION PS-45499-002.
 - PIN TIP DIMENSIONS ARE SHOWN FOR REFERENCE ONLY. DIMENSIONS APPLY PRIOR TO PLATING OR ASSEMBLY.



PCB LAYOUT: COMPONENT SIDE
PCB THICKNESS: 1.57/1.062

ADD: 42376-0894 EC NO.: UCP2015-5379 DRAWN BY: DRINKY/PER 2015/06/16 CHECKED BY: CHKONG/GEN 2015/06/16 APPROV: SMITH 2015/06/31	QUALITY SYMBOLS $\nabla=0$ $\nabla=0$ $\nabla=0$	GENERAL TOLERANCES (UNLESS SPECIFIED)		DIMENSION STYLE		SCALE: 2:1	DESIGN UNITS: INCH	THIRD ANGLE PROJECTION	
		4 PLACES \pm --- \pm ---	mm	INCH	DRAWN BY: JSCHAFFER	DATE: 11/24/03	KK 100 HEADER ASSEMBLY FLAT RIGHT ANGLE BREAKAWAY 		
		3 PLACES \pm --- \pm .010	2 PLACES \pm 0.25 \pm .015	1 PLACE \pm 0.38 \pm ---	CHECKED BY: SAMIEC	DATE: 11/26/03			
		0 PLACE \pm \pm	APPROVED BY: MARGULIS	DATE: 12/7/03	MATERIAL NO.: SEE CHART	DOCUMENT NO.: SD-42376-001			
ANGULAR $\pm 1/2^\circ$ DRAFT WHERE APPLICABLE MUST REMAIN WITHIN DIMENSIONS		SIZE B		THIS DRAWING CONTAINS INFORMATION THAT IS PROPRIETARY TO MOLEX INCORPORATED AND SHOULD NOT BE USED WITHOUT WRITTEN PERMISSION					