

## Excellent Integrated System Limited

Stocking Distributor

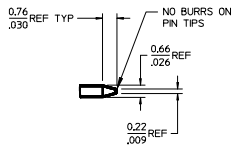
Click to view price, real time Inventory, Delivery & Lifecycle Information:

[Molex Connector Corporation](#)  
[0022286164](#)

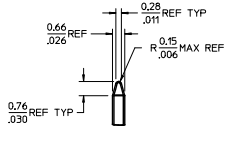
For any questions, you can email us directly:

[sales@integrated-circuit.com](mailto:sales@integrated-circuit.com)

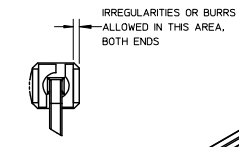
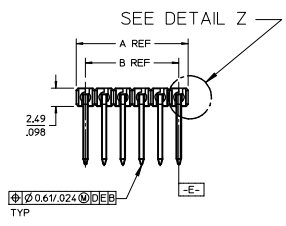
NO. CKTS	DIM. A	DIM. B
2	5.08	2.54
3	7.62	5.08
4	10.16	7.62
5	12.70	10.16
6	15.24	12.70
7	17.78	15.24
8	20.32	17.78
9	22.86	20.32
10	25.40	22.86
11	27.94	25.40
12	30.48	27.94
13	33.02	30.48
14	35.56	33.02
15	38.10	35.56
16	40.64	38.10
17	43.18	40.64
18	45.72	43.18
19	48.26	45.72
20	50.80	48.26
21	53.34	50.80
22	55.88	53.34
23	58.42	55.88
24	60.96	58.42
25	63.50	60.96
26	66.04	63.50
27	68.58	66.04
28	71.12	68.58
29	73.66	71.12
30	76.20	73.66
31	78.74	76.20
32	81.28	78.74
33	83.82	81.28
34	86.36	83.82
35	88.90	86.36
36	91.44	88.90
	3.600	3.500



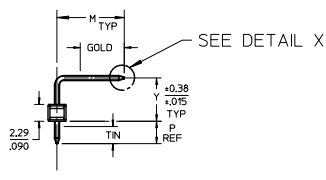
DETAIL X  
SCALE 5:1  
SEE NOTE 10



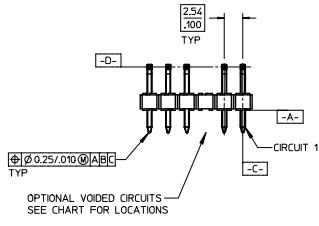
DETAIL Y  
SCALE 5:1  
SEE NOTE 10



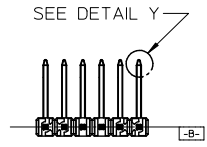
DETAIL Z  
SCALE 5:1



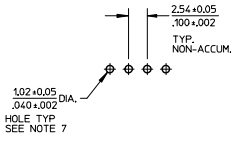
OPTIONAL KINK PIN  
SEE NOTE 7



OPTIONAL VOIDED CIRCUITS  
SEE CHART FOR LOCATIONS



- NOTES:
- MATERIAL: GLASS FILLED NYLON  
UL94V-0, COLOR: BLACK
  - FINISH:
    - (154) OVERALL TIN: 0.00254/0.000100 MIN. OVER NICKEL: 0.00127/0.00050 MIN.
    - (197) OVERALL REFLOWED MATTE TIN: 0.00152/0.00060 MIN. OVER 0.00127/0.00050 MIN. NICKEL OVERALL.
    - (208) SELECT GOLD: 0.00028/0.000015 MIN. SELECT TIN: 0.000254/0.000100 MIN. WITH OVERALL NICKEL UNDERPLATE: 0.00127/0.00050 MIN.
    - (228) SELECT GOLD: 0.00076/0.000030 MIN. SELECT TIN: 0.000254/0.000100 MIN. WITH OVERALL NICKEL UNDERPLATE: 0.00127/0.00050 MIN.
  - PRODUCT SPECIFICATION: PS 10-07.
  - PACKAGING INFORMATION: SEE TABLES
  - SOLDERABILITY PER SMES-52.
  - PIN PUSH OUT FORCE: 3 LBS. MIN
  - KINK PIN OPTION NOT RECOMMENDED FOR 2 CIRCUIT PARTS. HOLE SIZE MAY NEED TO BE ADJUSTED FOR 2 CIRCUIT PARTS WITH KINK OPTION FOR PROPER INSERTION INTO THE PCB. SEE SMES-42003 FOR ADDITIONAL INFORMATION ON KINK PIN DIRECTION AND PLACEMENT.
  - HEADERS ARE NOT STACKABLE ON 2.54/100 CENTERS.
  - PARTS CONFORM TO CLASS B REQUIREMENTS OF COSMETIC SPECIFICATION PS-45499-002.
  - PIN TIP DIMENSIONS ARE SHOWN FOR REFERENCE ONLY. DIMENSIONS APPLY PRIOR TO PLATING OR ASSEMBLY.



PCB LAYOUT: COMPONENT SIDE  
PCB THICKNESS: 1.57/1.062

ADD: 42376-0894 EC NO: UCP2015-5379 DRAWN BY: DRINKY/PER 2015/06/16 CHECKED BY: CHKONG/GEN 2015/06/16 APPROVED BY: SMITH 2015/06/31	QUALITY SYMBOLS $\nabla=0$ $\nabla=0$ $\nabla=0$	GENERAL TOLERANCES (UNLESS SPECIFIED) mm INCH 4 PLACES ± --- ± --- 3 PLACES ± --- ± .010 2 PLACES ± 0.25 ± .015 1 PLACE ± 0.38 ± --- 0 PLACE ± ± ANGULAR ±1/2° DRAFT WHERE APPLICABLE MUST REMAIN WITHIN DIMENSIONS	DIMENSION STYLE MM/IN		SCALE 2:1	DESIGN UNITS INCH	THIRD ANGLE PROJECTION	
			DRAWN BY JSCHAFFER	DATE 11/24/03	CHECKED BY SAMIEC	DATE 11/26/03	APPROVED BY MARGULIS	DATE 12/7/03