

## Excellent Integrated System Limited

Stocking Distributor

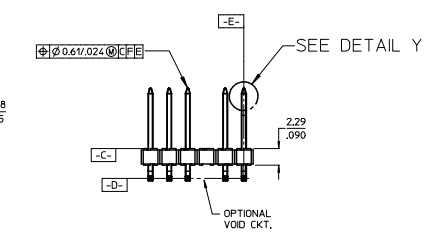
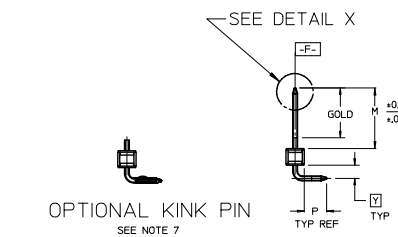
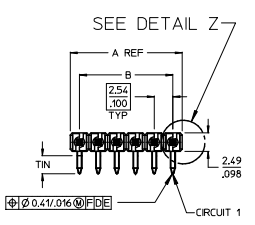
Click to view price, real time Inventory, Delivery & Lifecycle Information:

[Molex Connector Corporation](#)  
[0022289241](#)

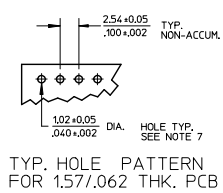
For any questions, you can email us directly:

[sales@integrated-circuit.com](mailto:sales@integrated-circuit.com)

NO. CKTS	DIM. A	DIM. B
2	5.08	2.54
3	7.62	5.08
4	10.16	7.62
5	12.70	10.16
6	15.24	12.70
7	17.78	15.24
8	20.32	17.78
9	22.86	20.32
10	25.40	22.86
11	27.94	25.40
12	30.48	27.94
13	33.02	30.48
14	35.56	33.02
15	38.10	35.56
16	40.64	38.10
17	43.18	40.64
18	45.72	43.18
19	48.26	45.72
20	50.80	48.26
21	53.34	50.80
22	55.88	53.34
23	58.42	55.88
24	60.96	58.42
25	63.50	60.96
26	66.04	63.50
27	68.58	66.04
28	71.12	68.58
29	73.66	71.12
30	76.20	73.66
31	78.74	76.20
32	81.28	78.74
33	83.82	81.28
34	86.36	83.82
35	88.90	86.36
36	91.44	88.90
36	3.600	3.500



- NOTES:
- MATERIAL: GLASS FILLED NYLON  
UL94V-0, COLOR: BLACK
  - FINISH:  
(154) OVERALL TIN: 0.00254/0.00100 MIN. OVER  
NICKEL: 0.00127/0.00050 MIN.  
(208) SELECT GOLD: 0.00038/0.00015 MIN.  
SELECT TIN: 0.00254/0.00100 MIN.  
WITH OVERALL NICKEL UNDERPLATE: 0.00127/0.00050 MIN.  
(228) SELECT GOLD: 0.00076/0.00030 MIN.  
SELECT TIN: 0.00254/0.00100 MIN.  
WITH OVERALL NICKEL UNDERPLATE: 0.00127/0.00050 MIN.
  - PRODUCT SPECIFICATION: PS 10-07
  - PACKAGING INFORMATION: SEE TABLES
  - SOLDERABILITY PER SMES-152.
  - PIN PUSH OUT FORCE: 3 LBS. MIN
  - PIN KINK OPTION NOT RECOMMENDED FOR 2 CIRCUIT PARTS.  
HOLE SIZE MAY NEED TO BE ADJUSTED FOR 2 CIRCUIT PARTS  
WITH KINK OPTION FOR PROPER INSERTION INTO THE PCB.  
SEE SMES-42003 FOR ADDITIONAL INFORMATION  
ON KINK PIN DIRECTION AND PLACEMENT.
  - HEADERS ARE NOT STACKABLE ON 254/100 CENTERS.
  - THIS PART CONFORMS TO CLASS B REQUIREMENTS OF  
COSMETIC SPECIFICATION PS-42499-002.
  - PIN TIP DIMENSIONS ARE SHOWN FOR REFERENCE ONLY.  
DIMENSIONS APPLY PRIOR TO PLATING OR ASSEMBLY.



CORRECT DIMENSION	QUALITY SYMBOLS	GENERAL TOLERANCES (UNLESS SPECIFIED)		DIMENSION STYLE		SCALE	DESIGN UNITS	THIRD ANGLE PROJECTION
		mm	INCH	MM/IN	INCH			
4 PLACES	▽=0	±.010	±.005	MM/IN	DATE	2:1	INCH	⊙
3 PLACES	▽=0	±.010	±.005	MM/IN	DATE			
2 PLACES	▽=0	±.015	±.010	MM/IN	DATE			
1 PLACE	▽=0	±.020	±.015	MM/IN	DATE			
0 PLACE	▽=0	±.030	±.020	MM/IN	DATE			
CORRECT DIMENSION		ANGULAR ±1/2°		DRAWN BY		TITLE		<b>molex</b> KK 100 HEADER ASSEMBLY FLAT RIGHT ANGLE BREAKAWAY
E.C. NO.: UCP2015-1410		DRAFT WHERE APPLICABLE MUST REMAIN WITHIN DIMENSIONS		DATE		DOCUMENT NO.		
DRAWN BY: PER				DATE		SD-42377-001		SHEET NO. 1 OF *
CHKD: NGUYEN				DATE				
APPR: SMITH				DATE				
REV				MATERIAL NO.				
				SEE CHART				
				SIZE B		THIS DRAWING CONTAINS INFORMATION THAT IS PROPRIETARY TO MOLEX INCORPORATED AND SHOULD NOT BE USED WITHOUT WRITTEN PERMISSION		