Excellent Integrated System Limited

Stocking Distributor

Click to view price, real time Inventory, Delivery & Lifecycle Information:

Molex Connector Corporation
0026481220

For any questions, you can email us directly:
sales@integrated-circuit.com

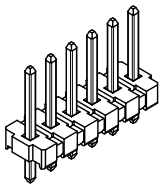

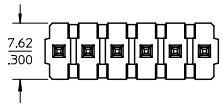

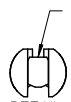

DETAIL Z
SCALE 4:1

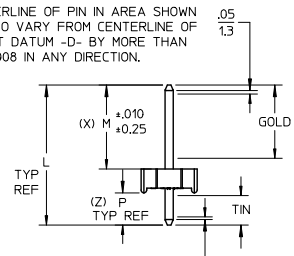

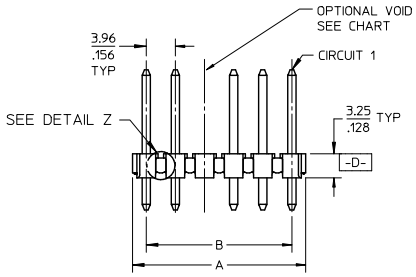

B	A	CKT SIZE
3.96/.156	6.78-7.87 / .267-.310	2
7.92/.312	10.74-11.84 / .423-.466	3
11.89/.468	14.71-15.80 / .579-.622	4
15.85/.624	18.67-19.76 / .735-.778	5
19.81/.780	22.63-23.72 / .891-.934	6
23.77/.936	26.59-27.69 / 1.047-1.090	7
27.74/1.092	30.56-31.65 / 1.203-1.246	8
31.70/1.248	34.52-35.61 / 1.359-1.402	9
35.66/1.404	38.48-39.57 / 1.515-1.558	10
39.62/1.560	42.44-43.54 / 1.671-1.714	11
43.59/1.716	46.41-47.50 / 1.827-1.870	12
47.55/1.872	50.37-51.46 / 1.983-2.026	13
51.51/2.028	54.33-55.42 / 2.139-2.182	14
55.47/2.184	58.29-59.39 / 2.295-2.338	15
59.44/2.340	62.26-63.35 / 2.451-2.494	16
63.40/2.496	66.22-67.31 / 2.607-2.650	17
67.36/2.652	70.18-71.27 / 2.763-2.806	18
71.32/2.808	74.14-75.23 / 2.919-2.962	19
75.29/2.964	78.11-79.20 / 3.075-3.118	20
79.25/3.120	82.07-83.16 / 3.231-3.274	21
83.21/3.276	86.03-87.12 / 3.387-3.430	22
87.17/3.432	89.94-91.08 / 3.541-3.586	23
91.14/3.588	93.85-95.00 / 3.695-3.740	24

NOTES:
1. MATERIAL: HEADER: GLASS FILLED POLYESTER, 94V-0, MOLDED BLACK.
2. FINISH:
   (197) OVERALL REFLOWED MATTE TIN: 0.00152/.000060 MIN
   OVER 0.00127/.000050 MIN. NICKEL OVERALL.
   (222) OVERALL MATTE TIN: 0.00254/.000100 MIN OVER 0.00127/.000050 MIN NICKEL
   (208) SELECT GOLD: 0.00038/.000015 MIN,
   SELECT TIN: 0.00254/.000100 MIN.
   OVERALL NICKEL UNDERPLATE: 0.00127/.000050 MIN.
   (228) SELECT GOLD: 0.00076/.000030 MIN.
   SELECT TIN: 0.00254/.000100 MIN.
   OVERALL NICKEL UNDERPLATE: 0.00127/.000050 MIN.
   (241) SELECT GOLD: 0.00051/.000020 MIN.
   SELECT TIN: 0.00254/.000100 MIN.
   OVERALL NICKEL UNDERPLATE: 0.00127/.000050 MIN.
3. THIS PART CONFORMS TO PRODUCT SPEC PS-08-50.
4. PACKAGING: SEE CHARTS.
5. SOLDERABILITY: SEE SMES 152.
6. PARTS ARE STACKABLE END TO END ON 3.96/.156 CENTERS.
   (SPACING TABS MUST BE REMOVED ON CIRCUIT SIZES 2 THRU 23 BEFORE PARTS ARE STACKABLE.)
7. THIS PART CONFORMS TO CLASS B REQUIREMENTS OF COSMETIC SPECIFICATION PS-45499-002.
8. PIN PUSH-OUT FORCE: PRIOR TO SOLDERING, A 3 LB MINIMUM FORCE (IN EITHER DIRECTION) SHALL BE REQUIRED TO PUSH THE PIN OUT OF THE HEADER.

A-41661- * N * * - *

- VOID CODE: BLANK=NO VOIDS; NO=CKT NO. VOIDED; MULT. VOIDS START WITH #51
- PLATING CODE
- PIN DIMENSIONS
- NO. OF CKTS.
- PACKAGING & OPTIONS: B=BRASS-BULK PACKED

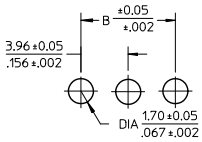

PCB LAYOUT: COMPONENT SIDE
RECOMMENDED PCB THICKNESS: 1.57±.18/.062±.007

DRAWING FORMAT	SHEETS	REV LEVEL
GENERAL DOCS.	2-*	BE
ANNOTATOR	1	

ADD FINISH 197
EC NO: UCP2012-0114 2011/07/19
DRWN:MMSTROH 2011/10/21
CH'KD:MKIPPER 2011/10/28
APPR:FSMITH
DESCRIPTION
BE
REV

QUALITY SYMBOLS: F_A=0, F_C=0, F_P=0

GENERAL TOLERANCES (UNLESS SPECIFIED)

	mm	INCH
4 PLACES	± ---	± ---
3 PLACES	± ---	± .010
2 PLACES	± 0.25	± .014
1 PLACE	± 0.36	± ---
ANGULAR ±1/2°		

DRAFT WHERE APPLICABLE MUST REMAIN WITHIN DIMENSIONS

DIMENSION STYLE: MM/IN
SCALE: 2:1
DESIGN UNITS: INCH
THIRD ANGLE PROJECTION

		DATE
DRAWN BY	JSCHAFER	2004/03/04
CHECKED BY	KSAMIEC	2004/03/04
APPROVED BY	MARGULIS	2004/03/04

TITLE: KK .156 HEADER ASSEMBLY FLAT BREAKAWAY 2-24 CKTS

molex MOLEX INCORPORATED

MATERIAL NO.: SEE CHART
DOCUMENT NO.: SD-41661-001
SHEET NO.: 1 OF *
SIZE: B

THIS DRAWING CONTAINS INFORMATION THAT IS PROPRIETARY TO MOLEX INCORPORATED AND SHOULD NOT BE USED WITHOUT WRITTEN PERMISSION

tb_frame_B_P_AM_T
Rev. F 2009/06/18