

## Excellent Integrated System Limited

Stocking Distributor

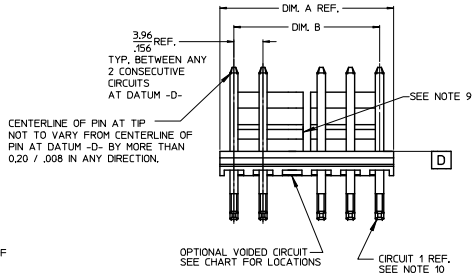
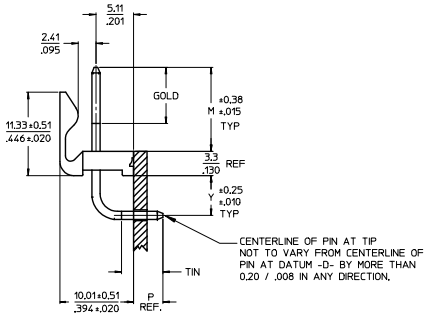
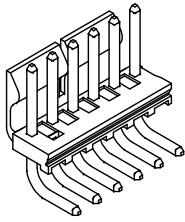
Click to view price, real time Inventory, Delivery & Lifecycle Information:

[Molex Connector Corporation](#)  
[0026615063](#)

For any questions, you can email us directly:

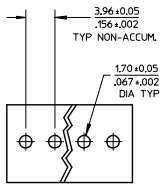
[sales@integrated-circuit.com](mailto:sales@integrated-circuit.com)

10 9 8 7 6 5 4 3 2 1



CKT	DIM. A	DIM. B	SLOT LOC BETWEEN CKTS
2	7.77 .306	3.96±0.05 .156±0.002	NONE
3	11.73 .462	7.92±0.08 .312±0.003	NONE
4	15.70 .618	11.89±0.08 .468±0.003	NONE
5	19.66 .774	15.85±0.10 .624±0.004	NONE
6	23.62 .930	19.81±0.10 .780±0.004	3 & 4
7	27.58 1.086	23.77±0.10 .936±0.004	4 & 5
8	31.55 1.242	27.74±0.13 1.092±0.005	4 & 5
9	35.51 1.398	31.70±0.13 1.248±0.005	5 & 6
10	39.47 1.554	35.66±0.13 1.404±0.005	5 & 6
11	43.43 1.710	39.62±0.15 1.560±0.006	6 & 7
12	47.40 1.866	43.59±0.15 1.716±0.006	6 & 7
13	51.36 2.022	47.55±0.15 1.872±0.006	7 & 8
14	55.32 2.178	51.51±0.18 2.028±0.007	8 & 9
15	59.28 2.334	55.47±0.18 2.184±0.007	9 & 10
16	63.25 2.490	59.44±0.18 2.340±0.007	10 & 11
17	67.21 2.646	63.40±0.20 2.496±0.008	11 & 12
18	71.17 2.802	67.36±0.20 2.652±0.008	12 & 13

- NOTES:
- MATERIAL: HEADER-GLASS FILLED POLYESTER, 94V-0, MOLDED NATURAL (WHITE).
  - FINISH: (197) OVERALL REFLOWED MATTE TIN: 0.00152/0.00060 MIN. OVER 0.00127/0.00050 MIN. NICKEL OVERALL. (154) OVERALL TIN: 0.00254/0.000100 MIN OVER .00127/0.000050 MIN NICKEL. (208) SELECT GOLD: .00038/0.000015 MIN, SELECT TIN: .00254/0.000100 MIN. OVERALL NICKEL UNDERPLATE: .00127/0.00050 MIN. (228) SELECT GOLD: .00076/0.000030 MIN, SELECT TIN: .00254/0.000100 MIN. OVERALL NICKEL UNDERPLATE: .00127/0.00050 MIN. (241) SELECT GOLD: 0.00051/0.000020 MIN. SELECT TIN: 0.00254/0.000100 MIN. OVERALL NICKEL UNDERPLATE: 0.00127/0.00050 MIN. FOR ADDITIONAL PLATING INFO, SEE SDES-88.
  - PRODUCT SPECIFICATION AND PROCESS PARAMETERS: SEE PS-08-50.
  - PACKAGING INFORMATION: SEE CHART
  - SOLDERABILITY: PER SMES-152.
  - PIN PUSH-OUT FORCE: PRIOR TO SOLDERING, A 3 LB. MINIMUM FORCE (IN EITHER DIRECTION)
  - PARTS ARE STACKABLE END TO END ON 3.96/.156 CENTERS.
  - THIS PART CONFORMS TO CLASS B REQUIREMENTS OF COSMETIC SPECIFICATION PS-45499-002.
  - SLOTS ON BACKWALL ARE BETWEEN CIRCUITS. SEE CHART FOR LOCATION.
  - CIRCUIT 1 DESIGNATION IS USED TO DEFINE VOID LOCATION. CIRCUIT 1 MAY OR MAY NOT LINE UP WITH CIRCUIT 1 ON THE MATING HOUSING.



PCB LAYOUT: COMPONENT SIDE

ADD 41792-0698 EIC NO: IJCP2015-3140 DRAWN: PBR 2015/02/03 CHK: KUNGUEN 2015/02/03 APPR: SMITH 2015/02/16	QUALITY SYMBOLS ∇=0 ∇=0 ∇=0	GENERAL TOLERANCES (UNLESS SPECIFIED) mm INCH 4 PLACES ± .010 ± .0004 3 PLACES ± .025 ± .010 2 PLACES ± 0.25 ± .015 1 PLACE ± 0.38 ± .015 0 PLACE ± ±	DIMENSION STYLE MM/IN DRAWN BY DATE JSCHAFFER 11-07-03 CHECKED BY DATE KSAMIEC 11-10-03 APPROVED BY DATE MARGULIS 11-17-03	SCALE 2:1	DESIGN UNITS INCH	THIRD ANGLE PROJECTION	TITLE KK .156 HEADER ASSEMBLY FRICTION LOCK RIGHT ANGLE W/O PEGS	SHEET NO. 1 OF *

9 8 7 6 5 4 3 2 1