

Excellent Integrated System Limited

Stocking Distributor

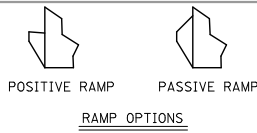
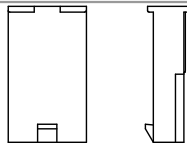
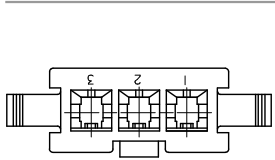
Click to view price, real time Inventory, Delivery & Lifecycle Information:

[Molex Connector Corporation](#)
[0039016030](#)

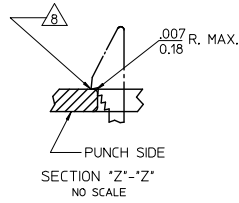
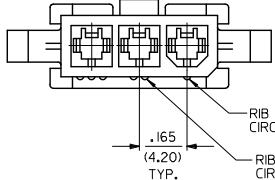
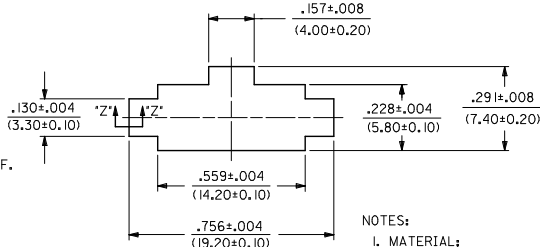
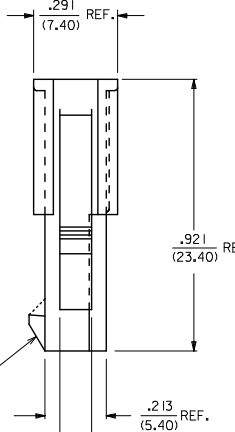
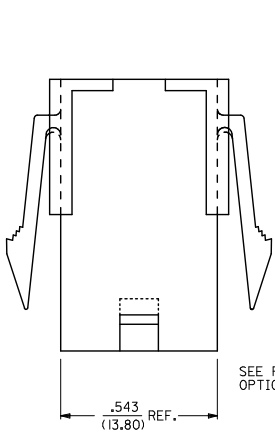
For any questions, you can email us directly:

sales@integrated-circuit.com

| PART NO. | ENG. NO. | CKT. NO. | MOUNT OPTION | MAT'L. | RAMP OPTION |
|------------|---------------|----------|--------------|--------|-------------|
| 39-01-4032 | 5559-03P2 | 3 | 2 | BLANK | POSITIVE |
| 39-01-4033 | 5559-03P2-210 | 3 | 2 | 210 | POSITIVE |
| 46999-0291 | 5559-03P2-400 | 3 | 2 | 400 | POSITIVE |
| 39-01-4036 | 5559-03P3 | 3 | 3 | BLANK | POSITIVE |
| 39-01-4037 | 5559-03P3-210 | 3 | 3 | 210 | POSITIVE |
| 46999-0290 | 5559-03P3-400 | 3 | 3 | 400 | POSITIVE |
| 39-01-6030 | 5559-03P2-BL | 3 | 2 | BL | POSITIVE |
| 39-01-6031 | 5559-03P3-BL | 3 | 3 | BL | POSITIVE |
| 50-29-0088 | 5559-03P4 | 3 | 4 | BLANK | PASSIVE |
| 50-29-0089 | 5559-03P5 | 3 | 5 | BLANK | PASSIVE |
| 50-29-0091 | 5559-03P4-210 | 3 | 4 | 210 | PASSIVE |
| 50-29-0093 | 5559-03P4-BL | 3 | 4 | BL | PASSIVE |
| 50-29-0094 | 5559-03P5-BL | 3 | 5 | BL | PASSIVE |

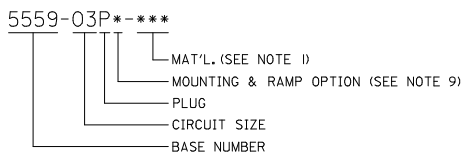


5559-03P3-***
WITHOUT MOUNTING EARS



- NOTES:
- MATERIAL:
BLANK=NYLON 6/6, UL 94V-2, COLOR: NATURAL.
210=NYLON 6/6, UL 94V-0, COLOR: NATURAL.
BL=NYLON 6/6, UL 94V-2, COLOR: BLACK,
400=NYLON 6/6, UL 94V-0, COLOR: BLACK
 - FINISH: NOT APPLICABLE
 - PRODUCT SPECIFICATION: PS-5556-001
 - PACKAGING SPECIFICATION: PK-5559-003
 - THIS PART MATES WITH RECEPTACLE NO 5557.
 - THIS PART IS FOR USE WITH MOLEX MALE TERMINAL NO. 5558-*,
7. PANEL MOUNT VERSION IS FOR USE WITH .031/.079/(0.80/2.00)
THICK PANELS.
 - PANEL SHOULD BE PUNCHED IN THE DIRECTION OF
CONNECTOR INSERTION.
 - MOUNTING & RAMP OPTION:
2 = WITH EARS, WITH POSITIVE RAMP
3 = WITHOUT EARS, WITH POSITIVE RAMP
4 = WITH EARS, WITH PASSIVE RAMP
5 = WITHOUT EARS, WITH PASSIVE RAMP
 - PART IS NOT DESIGNED FOR CURRENT SHARING.
 - CONNECTORS ARE NOT TO BE MATED OR UNMATED WHILE
CIRCUITS ARE LIVE.
 - WIRES ARE TO BE DRESSED IN SUCH A MANNER TO ALLOW THE
TERMINALS TO FLOAT FREELY IN THE POCKET.
 - PART CONFORMS TO CLASS 'B' REQUIREMENTS OF COSMETIC
SPECIFICATION PS-45499-002.

LEGEND



| | | | | | | | | |
|--|--------------------------------------|---|-------------------------|------------------------------|---|--|------------------------|------------------------|
| REMOVE 50290092 EC NO: UCP2013-4208 DRAWN: JFOX 2014/05/12 CHECKED: BELL 2014/05/13 APPROVED: SMITH 2014/05/16 | QUALITY SYMBOLS ▽=0 ▽=0 ▽=0 | GENERAL TOLERANCES (UNLESS SPECIFIED) mm INCH | | DIMENSION STYLE IN/MM | | SCALE 4:1 | DESIGN UNITS METRIC | THIRD ANGLE PROJECTION |
| | | 4 PLACES ± --- ± --- 3 PLACES ± --- ± .010 2 PLACES ± 0.25 ± .015 1 PLACE ± 0.38 ± --- ANGULAR ± 1/2° | DRAWN BY GEP 7/11/90 | DATE 7/11/90 | TITLE MINI-FIT JR. SERIES, 3 CKT. PLUG. | MOLEX INCORPORATED | | SHEET NO. 1 OF 1 |
| DRAFT WHERE APPLICABLE MUST REMAIN WITHIN DIMENSIONS | | SEE CHART | | DOCUMENT NO. SD-5559-03P* | | THIS DRAWING CONTAINS INFORMATION THAT IS PROPRIETARY TO MOLEX INCORPORATED AND SHOULD NOT BE USED WITHOUT WRITTEN PERMISSION | | |