



Distributor of Molex Connector Corporation: Excellent Integrated System Limited
Datasheet of 0051260003 - D-Sub Connector Receptacle, Female Sockets 96 Position Panel
Mount, Through Hole, Right Angle Solder

Contact us: sales@integrated-circuit.com Website: www.integrated-circuit.com

Excellent Integrated System Limited

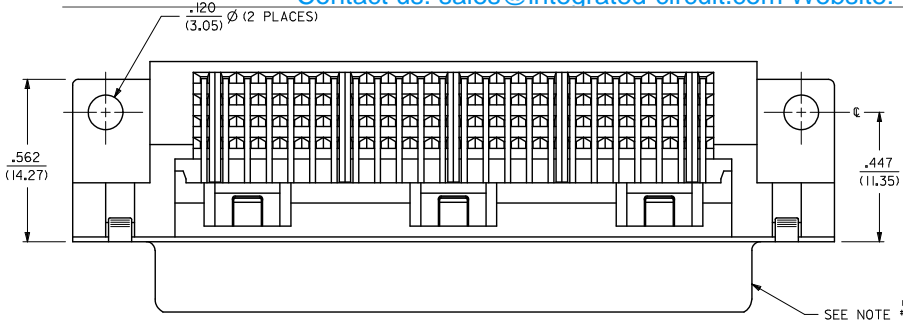
Stocking Distributor

Click to view price, real time Inventory, Delivery & Lifecycle Information:

[Molex Connector Corporation](#)
[0051260003](#)

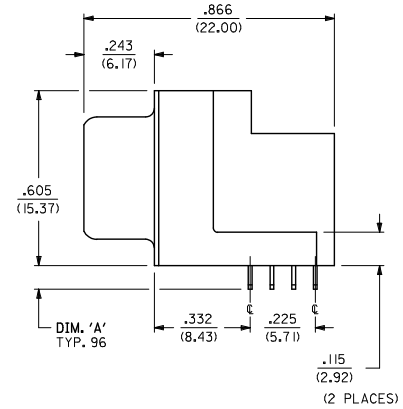
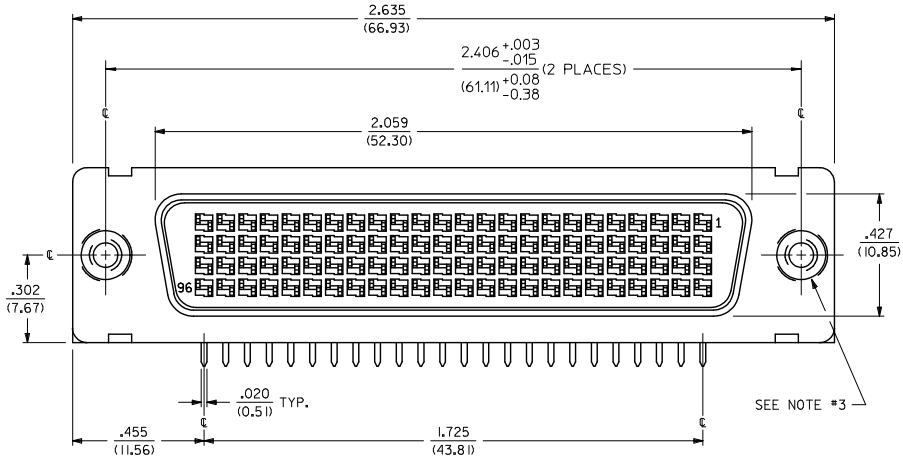
For any questions, you can email us directly:
sales@integrated-circuit.com

Contact us: sales@integrated-circuit.com Website: www.integrated-circuit.com



NOTES:

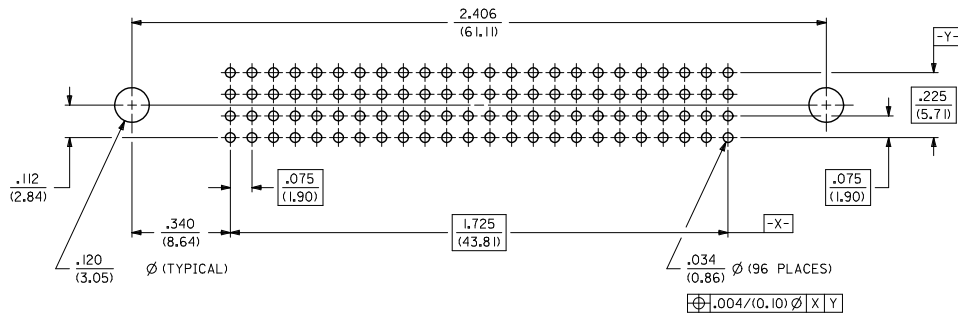
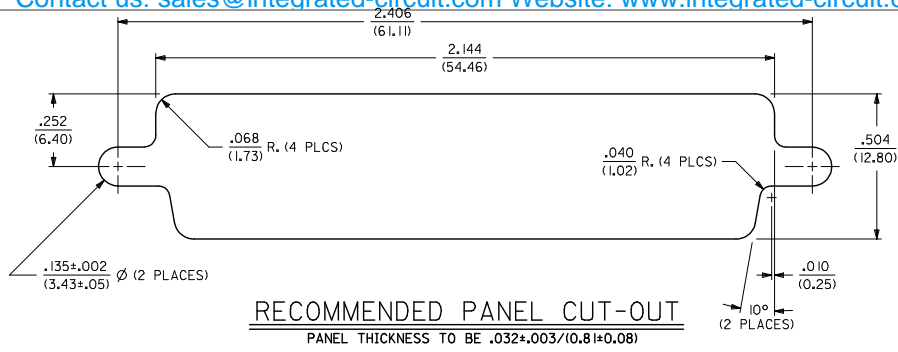
- CONNECTOR MATERIALS:
HOUSING, INSERT-MOLDED STICKS, AND RIGHT ANGLE BRACKET ARE MADE OF GLASS FILLED LCP, UL 94V-0, COLOR IS BLACK. TERMINALS ARE .013(0.33) THICK BERYLLIUM COPPER, TERMINAL PLATING IS 30 MICRONS(0.76 MICRO METERS) MINIMUM GOLD IN CONTACT AREA, AND 100 MICRONS(2.54 MICROMETERS) MINIMUM TIN ON P.C. TAILS, OVER NICKEL UNDER PLATE OVERALL.
- FRONT SHELL:
DRAW QUALITY STEEL, .016(0.41) THICK;
PLATING: 150-250 MICRONS(3.81-6.35 MICROMETERS) BRIGHT NICKEL OVER 50 MICRONS(1.27 MICROMETERS) MAXIMUM COPPER OVERALL.
- THREADED INSERT (2 PLACES):
BRASS, M3 X 0.5 (METRIC) INTERNAL THREAD.
- ALL DIMENSIONS ARE SHOWN FOR REFERENCE ONLY UNLESS SPECIFIED OTHERWISE.
- THIS CONNECTOR CONFORMS TO PRODUCT SPECIFICATION PS-70660.
- PART COMPLIES WITH CLASS B OF COSMETIC SPECIFICATION PS-45499-002



051-26-0003	70660-0002	.135 (3.43)
051-26-0000	70660-0001	.092 (2.34)
PART NUMBER	ENGINEERING NUMBER	DIM. 'A'

MODIFY TOLERANCE EC NO: UCP2009-2662 DRAWN BY: DRWINDORGAN 2009/05/13 CHECKED BY: CHKDSDANIELLEY 2009/05/14 APPR. BY: MILLER 2009/05/14 DESCRIPTION: REV	QUALITY SYMBOLS	GENERAL TOLERANCES (UNLESS SPECIFIED)	DIMENSION STYLE	SCALE	DESIGN UNITS	THIRD ANGLE PROJECTION
	▽=0 ▽=0	mm INCH	IN/MM	INCH	INCH	
		4 PLACES ± --- ± ---	DRAWN BY DATE		TITLE	
		3 PLACES ± --- ± .010	CHECKED BY DATE		LFH, .075 PITCH, 96	
	2 PLACES ± 0.25 ± ---	CAB 1991/09/30		CIRCUIT, RIGHT ANGLE I/O		
	1 PLACE ± --- ± ---	APPROVED BY DATE		RECEPTACLE CONNECTOR		
	ANGULAR ±1/2°	CAB 1991/09/30		MOLEX INCORPORATED		
	DRAFT WHERE APPLICABLE MUST REMAIN WITHIN DIMENSIONS	MATERIAL NO.	SEE TABLE	DOCUMENT NO.	SDA-70660-0001	SHEET NO. 1 OF 2
		SIZE	THIS DRAWING CONTAINS INFORMATION THAT IS PROPRIETARY TO MOLEX INCORPORATED AND SHOULD NOT BE USED WITHOUT WRITTEN PERMISSION			

Contact us: sales@integrated-circuit.com Website: www.integrated-circuit.com



SEE SHEET 1 EC NO: UCP2009-2682 DRAWN BY: DRW:DMORGAN 2009/05/13 CHECKED BY: CHK:DANIELLEY 2009/05/14 APPROVED BY: APPR:SMILLER 2009/05/14 DESCRIPTION:	QUALITY SYMBOLS	GENERAL TOLERANCES (UNLESS SPECIFIED)		DIMENSION STYLE		SCALE	DESIGN UNITS	THIRD ANGLE PROJECTION
	$\nabla=0$ $\sphericalangle=0$	mm	INCH	IN/MM		4:1	INCH	
		4 PLACES ±	±	DRAWN BY: GLT	DATE: 1991/09/30	TITLE: LFH, .075 PITCH, 96 CIRCUIT, RIGHT ANGLE I/O RECEPTACLE CONNECTOR		
		3 PLACES ±	± .003	CHECKED BY: CAB	DATE: 1991/09/30	MOLEX INCORPORATED		
	2 PLACES ±	± 0.08	±	APPROVED BY: CAB	DATE: 1991/09/30	MATERIAL NO. SDA-70660-0001		
	1 PLACE ±	±	±	ANGULAR ± 1°		DOCUMENT NO.		SHEET NO. 2 OF 2
DRAFT WHERE APPLICABLE MUST REMAIN WITHIN DIMENSIONS		SEE SHEET #1		THIS DRAWING CONTAINS INFORMATION THAT IS PROPRIETARY TO MOLEX INCORPORATED AND SHOULD NOT BE USED WITHOUT WRITTEN PERMISSION				