

Excellent Integrated System Limited

Stocking Distributor

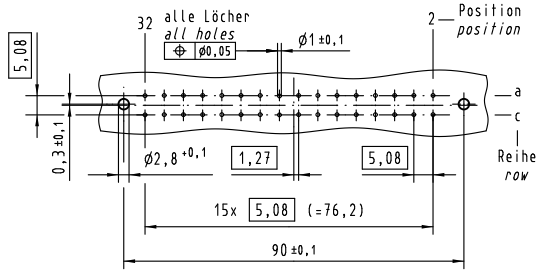
Click to view price, real time Inventory, Delivery & Lifecycle Information:

[Harting](#)
[09043326831](#)

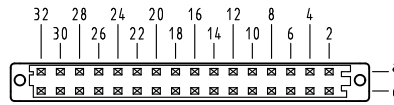
For any questions, you can email us directly:
sales@integrated-circuit.com

Alle Rechte vorbehalten. All rights reserved

X
Lochbild
board drillings

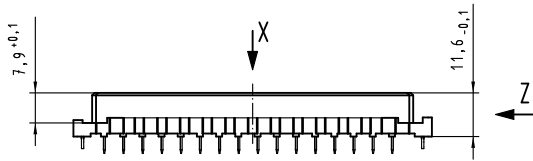


X
Kontaktanordnung
contact arrangement

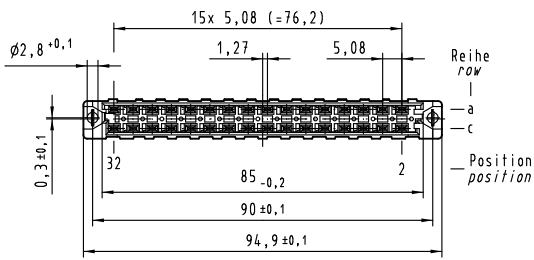
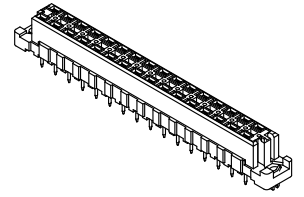
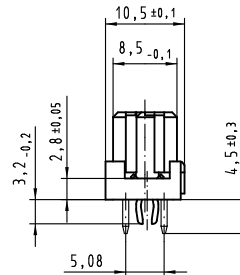


32 Einlötlöt Kontakte
32 solder contacts

☒ = Kontaktposition belegt
= position with contact
☐ = Kontaktposition nicht belegt
= position without contact



Z (2:1)



1 weitere Informationen siehe: DS 09 04 210 00 01
further information see: DS 09 04 210 00 01

| | |
|----------------|---|
| 09 04 332 7831 | 3 |
| 09 04 332 6831 | 2 |
| 09 04 332 2831 | 1 |

Bestell-Nr. / part-no. Anforderungsstufe / performance level 1

| | | | | | |
|--|----------|------------------------|----------|---|--|
| All Dimensions in mm Original Size DIN A 3 | | Techn. Character. | | Nicht tolerierte Maß / free size tolerances IEC 60603-2 | |
| 36455 | 24.11.11 | Detail. | 27.08.03 | Bauform / type D Federleiste Einlötlöt 4,5 32-polig mit Clip female connector solder 4.5 32-pole with clip | |
| 31591 | | Insp. | 27.08.03 | | |
| Mod. | | Stand. | | | |
| HARTING Electronics GmbH & Co. KG D-32339 ESPELKAMP | | Maßstab / Scale 1:1 | | Blatt / page TB 09 04 332 x831 | |