

Excellent Integrated System Limited

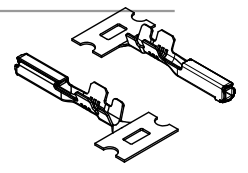
Stocking Distributor

Click to view price, real time Inventory, Delivery & Lifecycle Information:

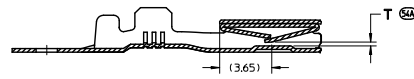
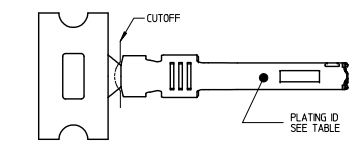
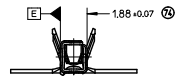
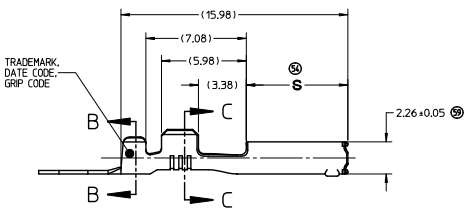
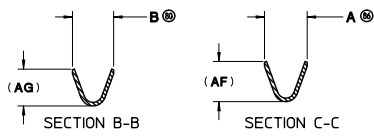
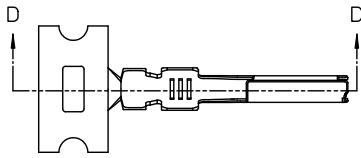
[Molex Connector Corporation](#)
[0334670004](#)

For any questions, you can email us directly:

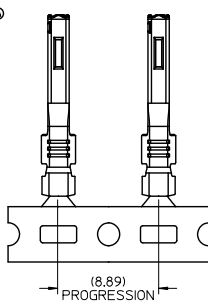
sales@integrated-circuit.com



ISO VIEWS
SCALE 3:1



SECTION D-D



- NOTES: UNLESS OTHERWISE SPECIFIED
1. MATERIALS: SEE TABLE
 2. PACKAGING SPECIFICATION: PK-3100-516 AND PK-3097-759
 3. CRIMPING PER APPLICATION SPECIFICATION AS-33468-001
 4. CRIMPED LEAD MEETS THE FOLLOWING:
 - 4.1 SAE/USCAR-21 MAY 2002
 - 4.2 SAE/USCAR-21 REV. 3, APRIL 2001
 - 4.3 SAE/USCAR-12, REV. 2
 - 4.4 SPM #3791 AUGUST 22, 2000 (DRAFT) TEMPERATURE CLASS 3, APPLIES ONLY TO Au PARTS
 - 4.5 SPM #3791 JANUARY, 2005 TEMPERATURE CLASS 3, APPLIES ONLY TO Ag PARTS
 5. PLATING NOTES:
 - 5.1 TIN PLATING ENTIRE TERMINAL
 - 5.11 ELECTRO REFLOW 190 - 330 MICROMETERS TIN OVER 0.25 - 0.76 MICROMETERS NICKEL
 - 5.2 GOLD PLATING
 - 5.21 UNDERPLATE OVERALL 125-225 MICROMETERS DUCTILE SULPHAMATE NICKEL
 - 5.22 ELECTRODEPOSITED GOLD 0.76 - 15 MICROMETERS IN CONTACT AREAS
 - 5.23 ELECTRODEPOSITED TIN MATTE FINISH 25 - 4.0 MICROMETERS IN CRIMP AREA
 - 5.3 SILVER PLATING
 - 5.31 UNDERPLATE OVERALL 125-225 MICROMETERS DUCTILE SULPHAMATE NICKEL
 - 5.32 ELECTRODEPOSITED PURE SILVER 99.9% PURITY SEMI-BRIGHT FINISH WITH NO BRIGHTENERS OR CHROMATES 15 - 33 MICROMETERS IN CONTACT AREAS
 - 5.33 ANTI-TARNISH TREATMENT FOR SILVER PLATED AREA: SYNTHETIC HYDROCARBON CONTACT SURFACE FINISH OR EQUIVALENT
 - 5.34 ELECTRODEPOSITED TIN MATTE FINISH 25 - 4.0 MICROMETERS IN CRIMP AREA

WIRE SIZE	GRIP CODE	PART NUMBER	REEL PAYOFF DIRECTION	DM A	DM B	DM T	DM AF	DM AG	BASE MATERIAL	PLATING ID
22 AWG	A	33468-0002	D	2.3	2.3	7.15 ± 0.10	0.26 ± 0.07	0.25	COPPER ALLOY	Sn Lead Free
		33468-0001	B	2.3	2.3	6.97 ± 0.07	0.26 ± 0.07	0.25	COPPER ALLOY	Au Lead Free
		33467-0004	D	2.3	2.3	7.27 ± 0.07	0.26 ± 0.07	0.25	COPPER ALLOY	Au Lead Free
		34736-1001	D	2.3	2.3	6.97 ± 0.07	0.26 ± 0.07	0.25	COPPER ALLOY	Ag Lead Free
		34736-2001	B	2.3	2.3	7.27 ± 0.07	0.26 ± 0.07	0.25	COPPER ALLOY	Ag Lead Free
		33468-0004	D	3.0	2.9	7.15 ± 0.10	0.26 ± 0.07	0.26	COPPER ALLOY	Sn Lead Free
18/20 AWG	B	33468-0003	B	3.0	2.9	6.97 ± 0.07	0.26 ± 0.07	0.26	COPPER ALLOY	Au Lead Free
		33467-0006	D	3.0	2.9	6.97 ± 0.07	0.26 ± 0.07	0.26	COPPER ALLOY	Au Lead Free
		33467-0005	B	3.0	2.9	7.27 ± 0.07	0.26 ± 0.07	0.26	COPPER ALLOY	Ag Lead Free
		34736-1002	D	3.0	2.9	6.97 ± 0.07	0.26 ± 0.07	0.26	COPPER ALLOY	Ag Lead Free
34736-2002	B	3.0	2.9	7.27 ± 0.07	0.26 ± 0.07	0.26	COPPER ALLOY	Ag Lead Free		

ENTER DESCRIPTION EC NO: 01AUG2012-0459 DRWNG:FERGUSON 2011/09/28 CHKD: APPR:BMOSER G2 REV	QUALITY SYMBOLS ∇=0 ∇=0 ∇=0	GENERAL TOLERANCES (UNLESS SPECIFIED)		DIMENSION STYLE		SCALE	DESIGN UNITS	THIRD ANGLE PROJECTION			
				MM ONLY		5:1	METRIC				
		4 PLACES ± 0.10	± 0.10	mm	INCH	DRAWN BY	DATE	TITLE			
		3 PLACES ± 0.10	± 0.10			L. PULLIAM	2/3/2006	MX64 SAE RECEPTACLE TERMINAL			
2 PLACES ± 0.10	± 0.10			D. HEMNANI	2/3/2006	MOLEX INCORPORATED SD-33468-001					
1 PLACE ± 0.3	± 0.3			B. MOSER	2/3/2006						
ANGULAR ± 3°		DRAFT WHERE APPLICABLE MUST REMAIN WITHIN DIMENSIONS		MATERIAL NO.		DOCUMENT NO.		SHEET NO.			
				SEE TABLE				1 OF 1			
				THIS DRAWING CONTAINS INFORMATION THAT IS PROPRIETARY TO MOLEX INCORPORATED AND SHOULD NOT BE USED WITHOUT WRITTEN PERMISSION							