

Excellent Integrated System Limited

Stocking Distributor

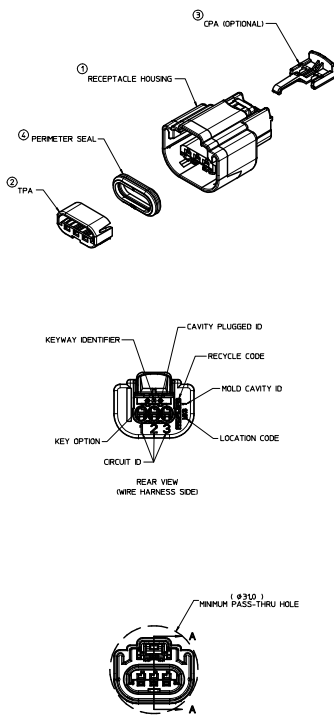
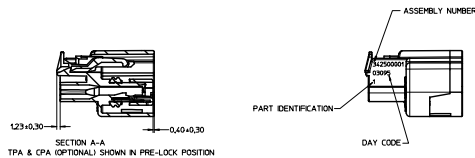
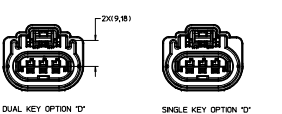
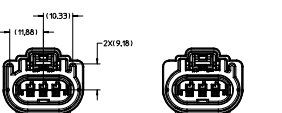
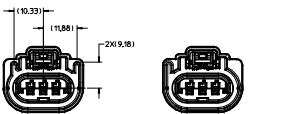
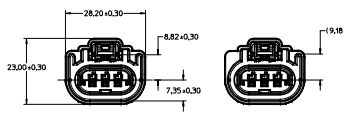
Click to view price, real time Inventory, Delivery & Lifecycle Information:

[Molex Connector Corporation](#)
[0342500052](#)

For any questions, you can email us directly:

sales@integrated-circuit.com

22	31083-2002	RIGHT	TM	22			
22	31083-2003	LEFT	TM	22	E-1644-01	139-145	PINK
22	31081-2009	RIGHT	GOLD	22			
22	31081-2005	LEFT	GOLD	22			
20	31083-2002	RIGHT	TM	20/20	E-1644-00	160-210	GREEN
20	31083-2002	LEFT	TM	20/20			
20	31081-2004	RIGHT	GOLD	20/20			
20	31081-2004	LEFT	GOLD	20/20			
18	31083-2002	RIGHT	TM	18/20			
18	31083-2002	LEFT	TM	18/20			
18	31081-2004	RIGHT	GOLD	18/20			
18	31081-2004	LEFT	GOLD	18/20			
16	31083-2001	RIGHT	TM	16	E-1644-02	210-250	YELLOW
16	31083-2001	LEFT	TM	16			
16	31081-2003	RIGHT	GOLD	16			
16	31081-2003	LEFT	GOLD	16			
AWG	PART NUMBER	PAYOFF DIRECTION	PLATING	GRP	CSR P/N	WIRE OD RANGE	COLOR
WIRE SIZE	TERMINAL *PREFERRED (SEE NOTE 5 FOR OPTIONAL TERMINALS)				CSR P/N	WIRE OD RANGE	COLOR
							CABLE SEAL 105R



60073319	B	BLACK	YES	SD-S-003-1-B01	N/A	SALEABLE
60073318 <td>D</td> <td>BLACK</td> <td>NONE</td> <td>N/A</td> <td>SD-S-003-1-D02</td> <td>SALEABLE</td>	D	BLACK	NONE	N/A	SD-S-003-1-D02	SALEABLE
60073317 <td>F</td> <td>BLACK</td> <td>NONE</td> <td>SD-S-003-1-F01</td> <td>N/A</td> <td>SALEABLE</td>	F	BLACK	NONE	SD-S-003-1-F01	N/A	SALEABLE
60073316	D	ST GREY	NONE	N/A	SD-S-003-1-D02	SALEABLE
60073315	L	DK GREY	YES	N/A	SD-S-003-1-L02	SALEABLE
60073314	LT	GREY	YES	N/A	SD-S-003-1-L02	SALEABLE
60073313	A	BLACK	NONE	N/A	SD-S-003-1-A02	SALEABLE
60073312	D	ST GREY	NONE	N/A	SD-S-003-1-D02	SALEABLE
60073311	V	DK GREY	NONE	N/A	SD-S-003-1-V02	SALEABLE
60073310	L	LT GREY	NONE	N/A	SD-S-003-1-L02	SALEABLE
60073309	B	BLACK	YES	SD-S-003-1-B01	N/A	SALEABLE
60073308	BT	LT GREY	YES	SD-S-003-1-B01	N/A	SALEABLE
60073307	A	BLACK	YES	SD-S-003-1-A01	N/A	SALEABLE
60073306	D	ST GREY	NONE	SD-S-003-1-D01	N/A	SALEABLE
60073305	L	DK GREY	NONE	SD-S-003-1-L01	N/A	SALEABLE
60073304	LT	GREY	NONE	SD-S-003-1-L01	N/A	SALEABLE
60073303	A	BLACK	NONE	SD-S-003-1-A01	N/A	SALEABLE
60073302	D	ST GREY	NONE	SD-S-003-1-D01	N/A	SALEABLE
60073301	L	DK GREY	NONE	SD-S-003-1-L01	N/A	SALEABLE
60073300	LT	GREY	NONE	SD-S-003-1-L01	N/A	SALEABLE
31250398	D	BLACK	NONE	N/A	SD-S-003-1-D02	SALEABLE
31250397	D	GREY	NONE	SD-S-003-1-D01	SD-S-003-1-D02	SALEABLE
31250396	B	BLACK	NONE	SD-S-003-1-B01	SD-S-003-1-B02	SALEABLE
31250395	B	BLACK	NONE	SD-S-003-1-B01	N/A	DESIGN CONCEPT ONLY
31250394	L	GREY	NONE	SD-S-003-1-L01	N/A	SALEABLE
31250393	L	GREY	NONE	SD-S-003-1-L01	N/A	SALEABLE
31250392	D	GREY	YES	N/A	SD-S-003-1-D02	SALEABLE
31250391	D	GREY	YES	N/A	SD-S-003-1-D02	SALEABLE
31250390	B	BLACK	NONE	SD-S-003-1-B01	N/A	SALEABLE
31250389	B	BLACK	NONE	SD-S-003-1-B01	N/A	SALEABLE
31250388	D	BLACK	NONE	SD-S-003-1-D01	SD-S-003-1-D02	SALEABLE
31250387	A	BROWN	NONE	N/A	SD-S-003-1-A02	DESIGN CONCEPT ONLY
31250386	A	BROWN	NONE	N/A	SD-S-003-1-A02	DESIGN CONCEPT ONLY
31250385	L	BROWN	YES	N/A	SD-S-003-1-L02	SALEABLE
31250384	L	BROWN	YES	N/A	SD-S-003-1-L02	DESIGN CONCEPT ONLY
31250383	A	BLACK	NONE	N/A	SD-S-003-1-A02	DESIGN CONCEPT ONLY
31250382	D	BROWN	NONE	SD-S-003-1-D01	SD-S-003-1-D02	DESIGN CONCEPT ONLY
31250381	B	BROWN	NONE	SD-S-003-1-B01	SD-S-003-1-B02	DESIGN CONCEPT ONLY
31250380	D	BROWN	NONE	SD-S-003-1-D01	SD-S-003-1-D02	DESIGN CONCEPT ONLY
31250379	A	BLACK	YES	SD-S-003-1-A01	N/A	SALEABLE
31250378	A	BLACK	YES	SD-S-003-1-A01	N/A	DESIGN CONCEPT ONLY

UNLESS OTHERWISE SPECIFIED:

- PART CONFORMS TO SAE/USCAR-2 REV. 4 (05/04), EXCEPT AS FOLLOWS:
- DESIGNED TO MATE WITH DEVICE CONNECTION AS SPECIFIED IN USCAR/ENCAP DRAWING NO SD-S-003-1-202. ALL OPTION A-D, REV. A, DATED 10/19/99. ALSO WITH THE DEVICE CONNECTION AS SPECIFIED IN USCAR/ENCAP DRAWING NO SD-S-003-1-204. ALL OPTION A-D, REV. D, DATED 10/15/02.
- ASSEMBLY SHIPPED WITH TPA IN PRE-LOCK POSITION (SEE SECTION A-A PRE-LOCK). UPON FULL TERMINAL ASSEMBLY, TPA MUST BE SHIPPED INTO ITS FINAL POSITION AFTER TERMINALS ARE ASSEMBLED.
- OPTIONAL CPA SHOWN IN ALL VIEWS. SEE TABLE FOR SPECIFIC ASSEMBLY OPTION AND NUMBER.
- FOR PREFERRED TERMINALS SEE MOLEX DRAWING SD-34083-002 FOR OPTIONAL TERMINALS SEE MOLEX DRAWING SD-34083-001

ASSEMBLY MATERIALS			
ITEM	DESCRIPTION	COLOR	MOLEX P/N
1	RECEPTACLE HOUSING	SEE CHART	SEE CHART
2	TPA	NATURAL	342520001
3	CPA	RED	340660001
4	PERIMETER SEAL	BLUE	342530001

ADD PART NUMBER EC NO. 2009/06/16 APPROVED 2009/06/16	QUALITY SYMBOLS	GENERAL TOLERANCES (UNLESS SPECIFIED)	DIMENSION STYLE	SCALE	DESIGN UNITS	THIRD ANGLE PROJECTION
	4 PLACES ± .010 INCH 3 PLACES ± .005 INCH 2 PLACES ± 0.10 1 PLACE ± 0.3 ANGULAR ± 3°	UNLESS OTHERWISE SPECIFIED: DIM INCH DECIMAL FRACTIONAL DECIMAL FRACTIONAL DECIMAL FRACTIONAL	DRAWN BY: P.LIM DATE: 2003/09/03 CHECKED BY: DATE APPROVED BY: DATE 2010/11/11 KUSHY	NM ONLY 2:1	METRIC	RECEPTACLE ASSEMBLY 3-WAY USCAR CONNECTOR 1.5MM CABLE SEAL