

## Excellent Integrated System Limited

Stocking Distributor

Click to view price, real time Inventory, Delivery & Lifecycle Information:

[PUI Audio, Inc.](#)  
[AOW-4544P-C3310-B-R](#)

For any questions, you can email us directly:  
[sales@integrated-circuit.com](mailto:sales@integrated-circuit.com)

**SPECIFICATIONS**

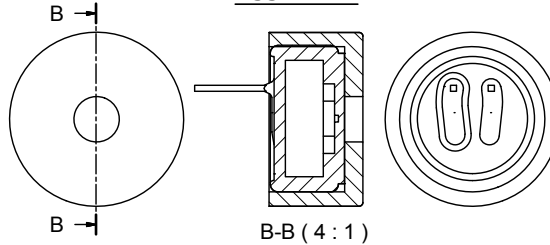
PARAMETERS	VALUES	UNITS
DIRECTIVITY	OMINI	-
SENSITIVITY	-44 ± 3	dB
STANDARD OPERATING VOLTAGE	2	Vdc
MAX OPERATING VOLTAGE	10	Vdc
CURRENT CONSUMPTION (MAX)	0.5	mA
IMPEDANCE	2.2	KOhm
SIGNAL TO NOISE RATIO (MIN.)	60	dB
TERMINAL	PIN	-
INTERNAL CAPACITOR	10&33	pF

THIS DOCUMENT CONTAINS DATA PROPRIETARY TO PROJECTS UNLIMITED, INC. ANY USE OR REPRODUCTION, IN ANY FORM, WITHOUT PRIOR WRITTEN PERMISSION OF PROJECTS UNLIMITED, INC. IS PROHIBITED.  
 ©2003, Projects Unlimited Inc.

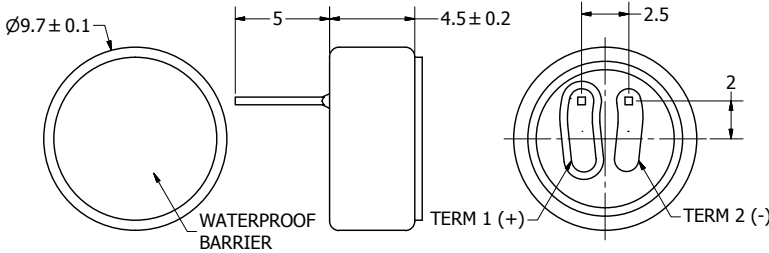
**REVISION HISTORY**

LTR	DESCRIPTION	DATE	APPROVED
-	RELEASED FROM ENGINEERING	10/18/2006	
A	REVISED IP RATING	6/30/2008	B.R.
B	REVISED TO INVENTOR 3-D DRAWING TEMPLATE	9/20/2010	B.R.

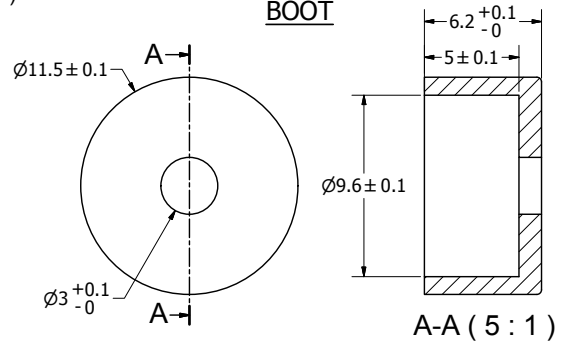
**ASSEMBLY**



**MICROPHONE**



**BOOT**



**NOTES:**

1. ALL DIMENSIONS ARE IN MILLIMETERS.
2. SPECIFICATIONS SUBJECT TO CHANGE OR WITHDRAWL WITHOUT NOTICE.
3. THIS PART IS RoHS 2011/65/EU COMPLIANT.
4. PART IS IP57 RATED.
5. ASSEMBLY IS WASHABLE WITH BOOT IN PLACE.

UNLESS OTHERWISE SPECIFIED: DIMENSIONS ARE IN MILLIMETERS, TOLERANCES ARE ±0.5 AND ANGLES ARE 45°.	SIZE	Designed by	Date	Checked by	Date	Approved by	Date	Drawn Date	
	A3	J.D.	10/18/2006	B.R.	10/18/2006	R.W.	10/18/2006	9/20/2010	
AOW-4544P-C3310-B-R.idw				AOW-4544P-C3310-B-R				Microphone	Sheet 1 / 1