



Distributor of Molex Connector Corporation: Excellent Integrated System Limited
Datasheet of 0389690008 - Connector Barrier Block Strip 8 Circuit 0.500" (12.70mm)

Contact us: sales@integrated-circuit.com Website: www.integrated-circuit.com

Excellent Integrated System Limited

Stocking Distributor

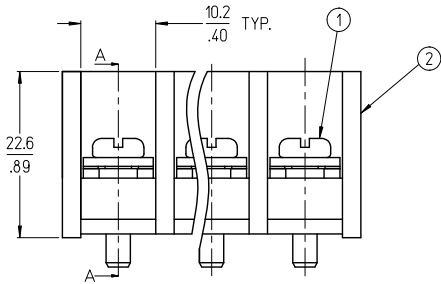
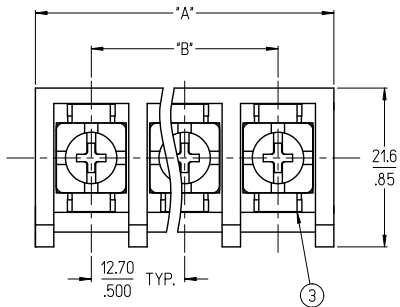
Click to view price, real time Inventory, Delivery & Lifecycle Information:

[Molex Connector Corporation](#)
[0389690008](#)

For any questions, you can email us directly:

sales@integrated-circuit.com

10 9 8 7 6 5 4 3 2 38969



NOTES:

1. MATERIAL:
 - (1). SCREW: SEE LEGEND.
 - (2). INSULATOR: PBT, UL94V-0
 - (3). TERMINAL: BRASS, TIN PLATED
2. WIRE SIZE: 20-8 AWG.
3. RATING: 600V, 50A
4. MAX. TORQUE: 16 IN-LB.
5. OPERATING TEMPERATURE: -40°C TO +120°C
6. NUMBER OF CIRCUIT POSITIONS AVAILABLE = 2 THROUGH 15.
7. ASSEMBLY IS ROHS COMPLIANT.

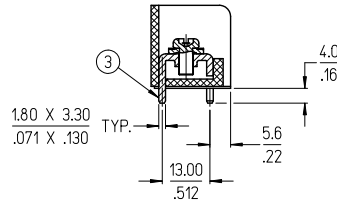
MATERIAL NUMBER LEGEND

389 XX X X XX

INSULATOR STYLE ——— # OF CIRCUITS
 69 - NO MOUNTING ENDS (02 - 15)

TERMINAL STYLE ——— SCREW STYLE
 0 - PC TAILS 0 - M4 WITH SQUARE WASHER, STEEL, NICKEL PLATED (D)

TERM. STYLE 0 - PC TAILS



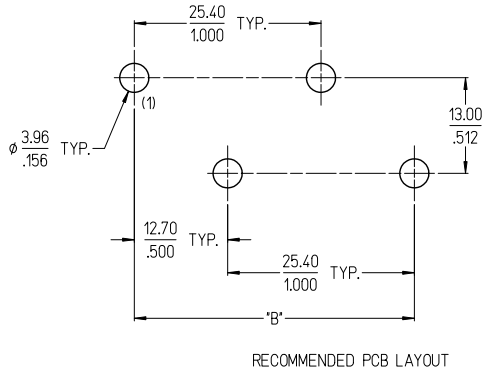
SECTION A-A (SCALE 1:1)

CHANGE SCREW PLATING EC NO: JPG2012-0065 DRAWN BY: BRZDZINSKI 2011/12/02 CHECKED BY: CHKARSTONE 2011/12/02 APPROVED BY: APPRETTIUS 2011/12/02	QUALITY SYMBOLS ▽=0 ▽=0	GENERAL TOLERANCES (UNLESS SPECIFIED)		DIMENSION STYLE MM/IN		SCALE	DESIGN UNITS INCH	THIRD ANGLE PROJECTION		
		4 PLACES ± --- ± ---	3 PLACES ± --- ± .005	2 PLACES ± 0.13 ± .01	1 PLACE ± 0.3 ± ---	ANGULAR ± 2 °	DRAWN BY C. YORK	DATE 2006/11/20	TITLE 12.70MM [.500] SINGLE ROW TRI-BARRIER TERMINAL STRIP	
		DRAFT WHERE APPLICABLE MUST REMAIN WITHIN DIMENSIONS		MATERIAL NO. SEE LEGEND		APPROVED BY J. MACNEIL		DATE 2006/11/20	MOLEX INCORPORATED	SHEET NO. 1 OF 2
		THIS DRAWING CONTAINS INFORMATION THAT IS PROPRIETARY TO MOLEX INCORPORATED AND SHOULD NOT BE USED WITHOUT WRITTEN PERMISSION								

9 8 7 6 5 4 3 2 1

10 9 8 7 6 5 4 3 2 38969

QUANTITY OF CIRCUITS	DIM. "A"		DIM. "B"	
	mm	in	mm	in
02	27.9	1.10	12.70	.500
03	40.6	1.60	25.40	1.000
04	53.3	2.10	38.10	1.500
05	66.0	2.60	50.80	2.000
06	78.7	3.10	63.50	2.500
07	91.4	3.60	76.20	3.000
08	104.1	4.10	88.90	3.500
09	116.8	4.60	101.60	4.000
10	129.5	5.10	114.30	4.500
11	142.2	5.60	127.00	5.000
12	154.9	6.10	139.70	5.500
13	167.6	6.60	152.40	6.000
14	180.3	7.10	165.10	6.500
15	193.0	7.60	177.80	7.000



SEE SHEET 1 EC NO: JPCG2012-0065 DRAWN BY: BRUNO WERZOWSKI 2011/12/02 CHECKED BY: CHYKARSTONE 2011/12/02 APPROVED BY: APPRETTIUS 2011/12/02	QUALITY SYMBOLS ▽=0 ▽=0	GENERAL TOLERANCES (UNLESS SPECIFIED) <table border="1"> <tr><th></th><th>mm</th><th>INCH</th></tr> <tr><td>4 PLACES</td><td>± .---</td><td>± .---</td></tr> <tr><td>3 PLACES</td><td>± .---</td><td>± .005</td></tr> <tr><td>2 PLACES</td><td>± 0.13</td><td>± .01</td></tr> <tr><td>1 PLACE</td><td>± 0.3</td><td>± .---</td></tr> </table>		mm	INCH	4 PLACES	± .---	± .---	3 PLACES	± .---	± .005	2 PLACES	± 0.13	± .01	1 PLACE	± 0.3	± .---	DIMENSION STYLE MM/IN DRAWN BY: C. YORK DATE: 2006/11/20 CHECKED BY: J. MACNEIL DATE: 2006/11/20 APPROVED BY: J. MACNEIL DATE: 2006/11/20	SCALE: INCH DESIGN UNITS: INCH THIRD ANGLE PROJECTION	TITLE: 12.70MM [.500] SINGLE ROW TRI-BARRIER TERMINAL STRIP MOLEX INCORPORATED DOCUMENT NO: SD-38969-001 SHEET NO: 2 OF 2
		mm	INCH																	
	4 PLACES	± .---	± .---																	
	3 PLACES	± .---	± .005																	
2 PLACES	± 0.13	± .01																		
1 PLACE	± 0.3	± .---																		
DRAFT WHERE APPLICABLE MUST REMAIN WITHIN DIMENSIONS	MATERIAL NO. SEE LEGEND	SIZE: B THIS DRAWING CONTAINS INFORMATION THAT IS PROPRIETARY TO MOLEX INCORPORATED AND SHOULD NOT BE USED WITHOUT WRITTEN PERMISSION																		

9 8 7 6 5 4 3 2 1