

## Excellent Integrated System Limited

Stocking Distributor

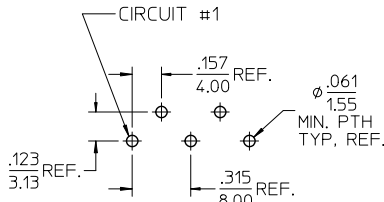
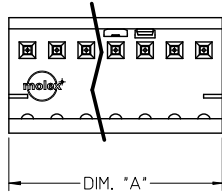
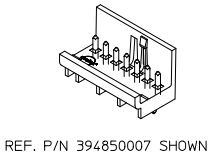
Click to view price, real time Inventory, Delivery & Lifecycle Information:

[Molex Connector Corporation](#)  
[0394850006](#)

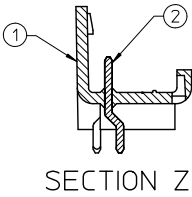
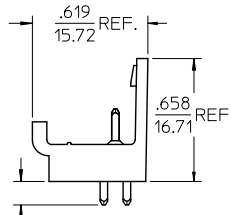
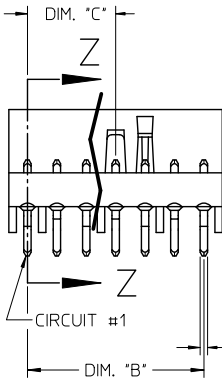
For any questions, you can email us directly:

[sales@integrated-circuit.com](mailto:sales@integrated-circuit.com)

10 9 8 7 6 5 4 3 2 39485



RECOMMENDED PCB FOOTPRINT (5 CIRCUIT SHOWN)



NOTES: (D)

1. MATERIALS: SEE CHART.
2. FINISHES: SEE CHART.
3. PRODUCT SPECIFICATION: PS-39484-001.
4. MATES WITH TIN PLATED SERIES 39484 PLUG ASSEMBLIES.
5. ALL DIMENSIONS ARE REFERENCE.
6. ALL MATERIALS AND FINISHES ARE ROHS COMPLIANT.

CIRCUIT SIZE	HEADER ASSEMBLY MATERIAL NO.	DIM "A"	DIM "B"	DIM "C"
2	39485-0002	.356/9.03	.158/4.00	.000/0.00
3	39485-0003	.513/13.03	.315/8.00	.000/0.00
4	39485-0004	.671/17.03	.473/12.00	.158/4.00
5	39485-0005	.828/21.03	.630/16.00	.315/8.00
6	39485-0006	.986/25.03	.788/20.00	.315/8.00
7	39485-0007	1.143/29.03	.945/24.00	.473/12.00
8	39485-0008	1.301/33.03	1.103/28.00	.473/12.00
9	39485-0009	1.458/37.03	1.260/32.00	.630/16.00
10	39485-0010	1.616/41.03	1.418/36.00	.630/16.00
11	39485-0011	1.773/45.03	1.575/40.00	.788/20.00
12	39485-0012	1.931/49.03	1.733/44.00	.788/20.00
13	39485-0013	2.088/53.03	1.890/48.00	.945/24.00
14	39485-0014	2.246/57.03	2.048/52.00	.945/24.00
15	39485-0015	2.403/61.03	2.205/56.00	1.103/28.00
16	39485-0016	2.561/65.03	2.363/60.00	1.103/28.00
17	39485-0017	2.718/69.03	2.520/64.00	1.260/32.00
18	39485-0018	2.876/73.03	2.678/68.00	1.260/32.00
19	39485-0019	3.033/77.03	2.835/72.00	1.418/36.00
20	39485-0020	3.191/81.03	2.993/76.00	1.418/36.00
21	39485-0021	3.348/85.03	3.150/80.00	1.575/40.00
22	39485-0022	3.506/89.03	3.308/84.00	1.575/40.00
23	39485-0023	3.663/93.03	3.465/88.00	1.733/44.00
24	39485-0024	3.821/97.03	3.623/92.00	1.733/44.00

ITEM #	QTY.	DESCRIPTION	MATERIAL & FINISH
2	XX	HEADER PIN	COPPER ALLOY, 100µ" TIN PLATED
1	1	HEADER BODY	GLASS FILLED POLYAMIDE 6T/66, BLACK

REV. NOTES: TB WAS MAP EC NO: WNA2012-0110 DRAWN BY: BRUNSTONE 2011/08/19 CHECKED BY: JOZNIK 2011/11/23 APPROVED BY: APPRETTIUS 2011/11/23	QUALITY SYMBOLS ▽=0 ▽=0	GENERAL TOLERANCES (UNLESS SPECIFIED) mm INCH 4 PLACES ± .15 ± .006 3 PLACES ± .10 ± .004 2 PLACES ± 0.38 ± .015 1 PLACE ± .15 ± .006 ANGULAR ± 1°	DIMENSION STYLE IN/MM DRAWN BY: C. YORK DATE: 2008/05/21 CHECKED BY: R. DEROSS DATE: 2008/05/21 APPROVED BY: R. DEROSS DATE: 2008/05/21	SCALE: 2:1 DESIGN UNITS: INCH THIRD ANGLE PROJECTION	TITLE: 4.00MM HEADER ASSEMBLY TIN PLATING
		DRAFT WHERE APPLICABLE MUST REMAIN WITHIN DIMENSIONS	MATERIAL NO.: SEE CHART DOCUMENT NO.: SD-39485-001	MOLEX INCORPORATED	SHEET NO.: 1 OF 1

9 8 7 6 5 4 3 2 1