



**Distributor of Molex Connector Corporation: Excellent Integrated System Limited**

Datasheet of 0432550139 - Connector Header 6 Position 0.250" (6.35mm) Tin Through Hole

Contact us: [sales@integrated-circuit.com](mailto:sales@integrated-circuit.com) Website: [www.integrated-circuit.com](http://www.integrated-circuit.com)

---

## **Excellent Integrated System Limited**

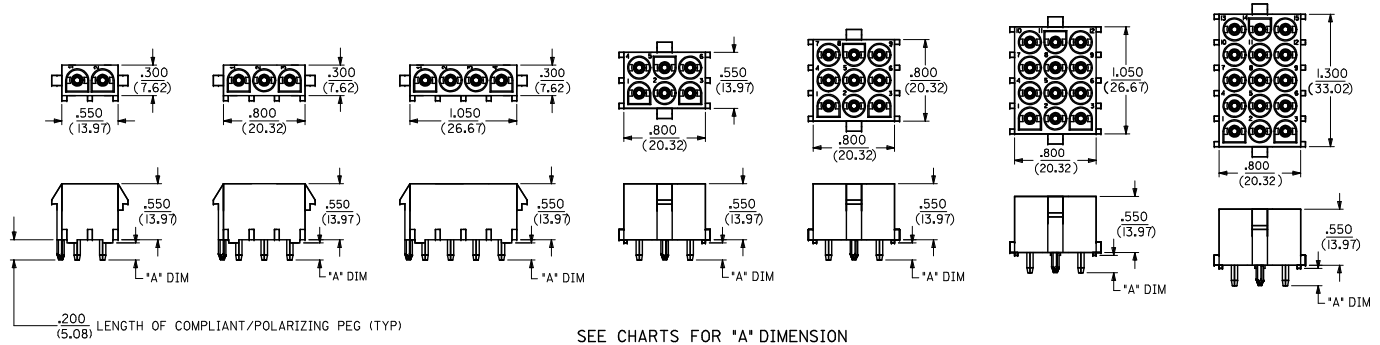
Stocking Distributor

Click to view price, real time Inventory, Delivery & Lifecycle Information:

[Molex Connector Corporation](#)  
[0432550139](#)

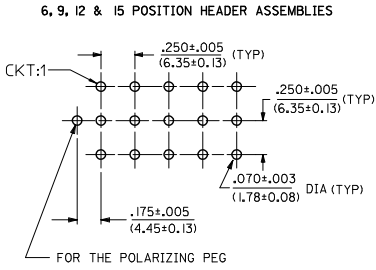
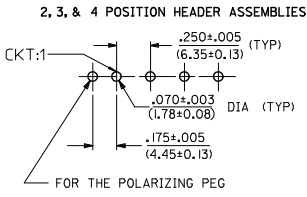
For any questions, you can email us directly:

[sales@integrated-circuit.com](mailto:sales@integrated-circuit.com)



SEE CHARTS FOR 'A' DIMENSION  
(THE 'A' DIMENSION APPLIES TO THE LENGTH OF THE TERMINAL ONLY)

**P.C. BOARD  
MOUNTING DIMENSIONS**



**NOTES:**

- MATERIAL CODES:**  
 'A' = UNREINFORCED POLYESTER (PBT), UL94V-0, COLOR: NATURAL(WHITE)  
 'C' = NYLON (PA66), UL94V-2, COLOUR: NATURAL (TRANSLUCENT)  
 'D' = NYLON (PA66), UL94V-2, COLOUR: BLACK
- PLATING CODES:** A = ES-88-P921  
 140 Hn(3.5H) MIN 240 Hn(6H) MAX OVERALL TIN HOT-DIPPED
- TERMINAL LENGTH CODES:**  
 1 = TERMINAL FOR .062(1.57) THICK PC BOARD
- DIMENSIONS ARE FOR REFERENCE ONLY UNLESS INDICATED OTHERWISE
- HEADER ASSEMBLY HOUSING MATE WITH:  
 PLUG HOUSINGS, .084(2.13)DIA, SERIES 42021
- CONTACTS ARE ON .250(6.35) GRID CENTERLINE SPACING
- REFER PACKAGING SPECIFICATION  
 - PK-43255-001 FOR 2,3 & 4 CIRCUIT  
 - PK-43255-003 FOR 6,9,12 & 15 CIRCUIT  
 - PK-36518-292 FOR PART# 367660001, 367660002 & 367660003

**RoHS COMPLIANT**

REMOVED SERIES 36757 EC NO: 12016-0100 DRAWN: S306 CHKD: S306 APPR: S306 DATE: 2010/04/19 DESCRIPTION: 2010/09/09	QUALITY SYMBOLS	GENERAL TOLERANCES (UNLESS SPECIFIED)	DIMENSION STYLE IN/MM	SCALE 1:1	DESIGN UNITS INCH	THIRD ANGLE PROJECTION
	▽=0	mm INCH	DRAWN BY SUDHIR DATE 2004/06/08	TITLE	HEADER HOUSING ASSEMBLY 084/(2.13) SERIES COMPLIANT-POLARIZING PEG	
	▽=0	4 PLACES ±--- ±0.005	CHECKED BY GJLOWE DATE 2004/06/08			
	▽=0	3 PLACES ±--- ±0.01	APPROVED BY GJLOWE DATE 2004/06/08			
		2 PLACES ±0.13 ±---	MATERIAL NO. SEE CHART	DOCUMENT NO. SDA-43255-00**	SHEET NO. 1 OF 2	
		1 PLACE ±0.25 ±---	DRAFT WHERE APPLICABLE MUST REMAIN WITHIN DIMENSIONS			
		0 PLACE ±	THIS DRAWING CONTAINS INFORMATION THAT IS PROPRIETARY TO MOLEX INCORPORATED AND SHOULD NOT BE USED WITHOUT WRITTEN PERMISSION			



Distributor of Molex Connector Corporation: Excellent Integrated System Limited  
 Datasheet of 0432550139 - Connector Header 6 Position 0.250" (6.35mm) Tin Through Hole

Contact us: sales@integrated-circuit.com Website: www.integrated-circuit.com

ITEM NO.	CIRCUIT SIZE	MATERIAL COLOR (SEE NOTE 1)	PIN (1) OR SOCKET (2) TERMINALS	TERMINAL PLATING (SEE NOTE 2)	TERMINAL LENGTH (SEE NOTE 3)	*A* DIM ±0.15
43255-0003	2	A	2	A	1	.17/(4,3)
43255-0059		A	1	A	1	
43255-0113		C	1	A	1	
43255-015		C	2	A	1	
36759-0021		D	1	A	1	
36759-0061	D	2	A	1		
43255-0011	3	A	2	A	1	.17/(4,3)
43255-0067		A	1	A	1	
43255-0121		C	1	A	1	
43255-0123		C	2	A	1	
36759-0022		D	1	A	1	
36759-0062	D	2	A	1		
43255-0019	4	A	2	A	1	.17/(4,3)
43255-0075		A	1	A	1	
43255-0129		C	1	A	1	
43255-0131		C	2	A	1	
36759-0023		D	1	A	1	
36759-0063	D	2	A	1		
43255-0027	6	A	2	A	1	.17/(4,3)
43255-0083		A	1	A	1	
43255-0137		C	1	A	1	
43255-0139		C	2	A	1	
36759-0024		D	1	A	1	
36759-0064	D	2	A	1		
43255-0035	9	A	2	A	1	.17/(4,3)
43255-0091		A	1	A	1	
43255-0145		C	1	A	1	
43255-0147		C	2	A	1	
36759-0025		D	1	A	1	
36759-0065	D	2	A	1		
43255-0043	12	A	2	A	1	.17/(4,3)
43255-0099		A	1	A	1	
43255-0151		C	1	A	1	
43255-0155		C	2	A	1	
36759-0026		D	1	A	1	
36759-0066	D	2	A	1		
43255-0051	15	A	2	A	1	.17/(4,3)
43255-0107		A	1	A	1	
43255-0161		C	1	A	1	
43255-0163		C	2	A	1	
36759-0027		D	1	A	1	
36759-0067	D	2	A	1		
36766-0001	2	C	1	A	1	.17/(4,3)
36766-0002	3	C	1	A	1	
36766-0003	4	C	1	A	1	

RoHS COMPLIANT

REMOVED SERIES 36757 DEC. 14, 2016-000 (DOWNSHOWN) CHECKED: APPROVED: 2016/05/09	QUALITY SYMBOLS	GENERAL TOLERANCES (UNLESS SPECIFIED)	DIMENSION STYLE IN/MM SCALE 1:1 DESIGN UNITS INCH THIRD ANGLE PROJECTION	
	$\nabla=0$ $\nabla=0$ $\nabla=0$	4 PLACES ±.--- ±.--- 3 PLACES ±.--- ±0.005 2 PLACES ±0.13 ±0.01 1 PLACE ±0.25 ±.--- 0 PLACE ±.--- ±.---	DRAWN BY SUDHIR DATE 2004/06/08 CHECKED BY GJLOWE DATE 2004/06/08 APPROVED BY GJLOWE DATE 2004/06/08	TITLE HEADER HOUSING ASSEMBLY 084/(2.13) SERIES COMPLIANT-POLARIZING PEG
	ANGULAR ±1/2° DRAFT WHERE APPLICABLE MUST REMAIN WITHIN DIMENSIONS	MATERIAL NO. SEE CHART DOCUMENT NO. SDA-43255-00**	SHEET NO. 2 OF 2	
	THIS DRAWING CONTAINS INFORMATION THAT IS PROPRIETARY TO MOLEX INCORPORATED AND SHOULD NOT BE USED WITHOUT WRITTEN PERMISSION			