

## **Excellent Integrated System Limited**

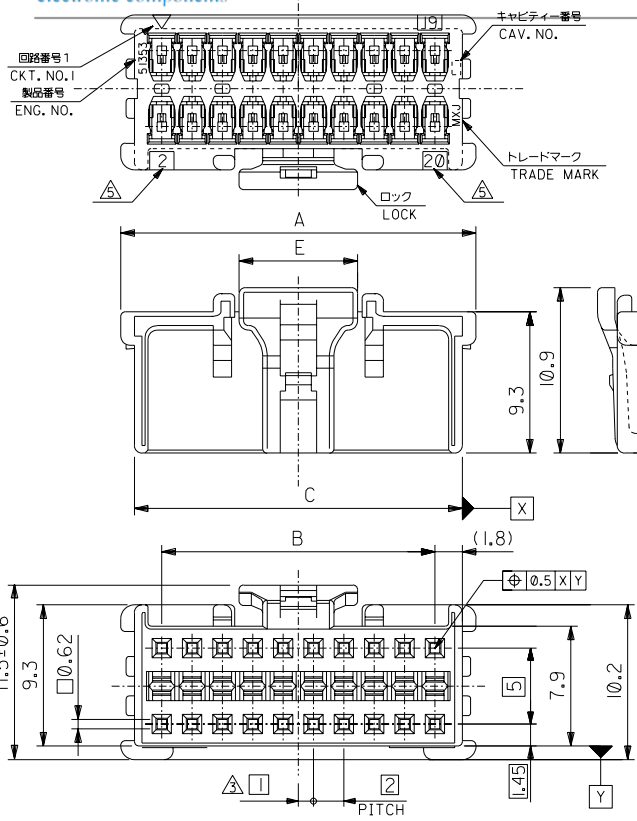
Stocking Distributor

Click to view price, real time Inventory, Delivery & Lifecycle Information:

[Molex Connector Corporation](#)  
[0513534000](#)

For any questions, you can email us directly:  
[sales@integrated-circuit.com](mailto:sales@integrated-circuit.com)

DWG. NO. SD-51353-002



注記 NOTES

適合ターミナル: 56134-9000, 9100  
 APPLICABLE TERMINAL: 56134-9000, 9100

2. 嵌合相手: 55917, 55959シリーズ  
 MATE WITH: 55917, 55959 SERIES  
 (金種数/2) = 偶数の場合に適用。  
 APPLY FOR (CIRCUIT/2)=EVEN

製品番号 MATERIAL NO. 51353-\*\*\*0\*  
 極数 CIRCUIT SIZE 色 COLOR

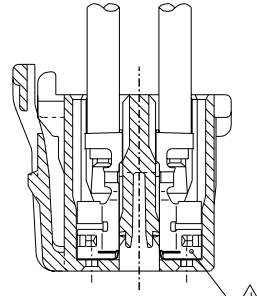
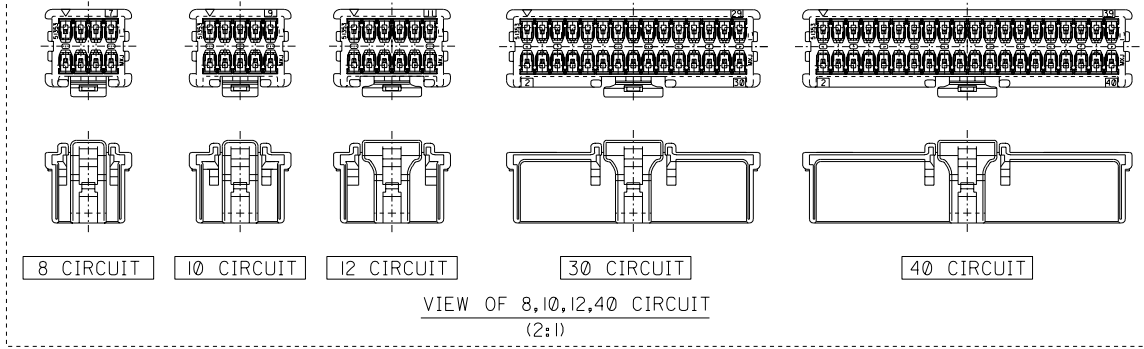
ロック側の回路番号表示は、8~14極は無し、16~40極は有り。  
 LOCK SIDE CKT. NO. DIDN'T INDICATED 8~14CKT, INDICATE 16~40CKT.

ナチュラル (白) NATURAL (WHITE)	0
黒 BLACK	1
赤 RED	2
黄 YELLOW	3
青 BLUE	4
桃 PINK	5
緑 GREEN	6
茶 BROWN	7
橙 ORANGE	8
紫 VIOLET	9

7.8	36.5	41.6	38	43.4	51353-400*	40
	34.5	39.6	36	41.4	-380*	38
	32.5	37.6	34	39.4	-360*	36
	30.5	35.6	32	37.4	-340*	34
	28.5	33.6	30	35.4	-320*	32
	26.5	31.6	28	33.4	-300*	30
	24.5	29.6	26	31.4	-280*	28
	22.5	27.6	24	29.4	-260*	26
	20.5	25.6	22	27.4	-240*	24
	18.5	23.6	20	25.4	-220*	22
	16.5	21.6	18	23.4	-200*	20
	14.5	19.6	16	21.4	-180*	18
	12.5	17.6	14	19.4	-160*	16
	10.5	15.6	12	17.4	-140*	14
	7.8	8.5	13.6	10	-120*	12
	4.7	6.5	11.6	8	-100*	10
	4.7	4.5	9.6	6	-80*	8
E	D	C	B	A	51353-080*	8

DO NOT SCALE DRAWING	EC NO. J2003-0719 DRWN: N.I.TO CHK: K.SAKAWA APPR: T.YAMAGUCHI	REVISED 02/10/22	EC NO. J2003-0066 DRWN: N.I.TO CHK: K.SAKAWA APPR: T.YAMAGUCHI	REVISED 02/07/08	EC NO. J2002-2307 DRWN: N.I.TO CHK: K.SAKAWA APPR: T.YAMAGUCHI	REVISED 02/03/08	EC NO. J2002-1196 DRWN: N.I.TO CHK: K.SAKAWA APPR: T.YAMAGUCHI	RELEASED 01/12/17	MATERIAL 材料 66NYLON, UL94V-0	GENERAL TOLERANCES: (UNLESS SPECIFIED) 一般公差	51353-***0*		MODEL NO.	DIMENSIONS: THIRD ANGLE PROJECTION		SHT	REV								
											SCALE	DESIGN UNITS	INCH	INCH	MM	MM	ONLY	REVISE ON CAD ONLY							
8	C	B	A	0	REV	FINISH 仕上げ	WIRE RANGE 適用電線範囲	INS. RANGE 被覆外径	10 UNDER 未満 10 OVER 以上	+0.2	30 UNDER 未満 30 OVER 以上	+0.25	+0.3	ANGLE 角度	+3°	DRAWN BY & DATE N.I.TO 01/12/17 CHECKED BY & DATE K.SAKAWA 02/10/22 APPROVED BY & DATE T.YAMAGUCHI 02/10/22 CAD FILENAME 51353002.S01		TITLE: 2.0mm W+T-B DUAL CONN DIP RCPT HOUSING		MOLEX INCORPORATED		MATERIAL NO. SEE CHART	DRAWING NO. SD-51353-002	SHEET NO. 1 OF 2	SIZE B
THIS DRAWING CONTAINS INFORMATION THAT IS PROPRIETARY TO MOLEX INCORPORATED AND SHOULD NOT BE USED WITHOUT WRITTEN PERMISSION.																EN-02JU(097)MXJ-54									

DWG. NO. SD-51353-002



ターミナル装着状態図  
TERMINAL ASSEMBLY DRAWING  
SCALE 5:1

DO NOT SCALE DRAWING

EC NO. J2003-0719 DRWN: N.ITO CHK: K.SAKAWA APPR: T.YAMAGUCHI REVISED		EC NO. J2003-0066 DRWN: N.ITO CHK: K.SAKAWA APPR: T.YAMAGUCHI REVISED		EC NO. J2002-2307 DRWN: N.ITO CHK: K.SAKAWA APPR: T.YAMAGUCHI REVISED		EC NO. J2002-1196 DRWN: N.ITO CHK: K.SAKAWA APPR: T.YAMAGUCHI RELEASED		MATERIAL 材料 SEE CHART 1 OF 2		GENERAL TOLERANCES: (UNLESS SPECIFIED) 一般公差		51353-**-0*		MODEL NO.		DIMENSIONS: mm INCH		SHT   REV	
C		B		A		0		FINISH 仕上り //		10 UNDER 未満 +0.2		DRAWN BY & DATE N.ITO 01/12/17		THIRD ANGLE PROJECTION		mm INCH		REVISE ON CAD ONLY	
8		7		6		5		WIRE RANGE 適用電線範囲 //		10 OVER 30 UNDER 以上 未満 +0.25		CHECKED BY & DATE K.SAKAWA 02/09/12		TITLE: 2.0mm W-t-B DUAL CONN DIP RCPT HOUSING		mm INCH		REVISION	
								INS. RANGE 被覆外径 //		30 OVER 以上 +0.3		APPROVED BY & DATE T.YAMAGUCHI 02/09/12		MOLEX INCORPORATED		mm INCH		SHEET NO. 2 OF 2	
								ANGLE 角度 ±3°		CAD FILENAME 51353002.S02		MATERIAL NO. SEE CHART		DRAWING NO. SD-51353-002		mm INCH		SIZE B	
										THIS DRAWING CONTAINS INFORMATION THAT IS PROPRIETARY TO MOLEX INCORPORATED AND SHOULD NOT BE USED WITHOUT WRITTEN PERMISSION.						mm INCH		EN-02J(097) MXJ-54	

51353002-02