

Excellent Integrated System Limited

Stocking Distributor

Click to view price, real time Inventory, Delivery & Lifecycle Information:

[Molex Connector Corporation](#)
[0520040810](#)

For any questions, you can email us directly:

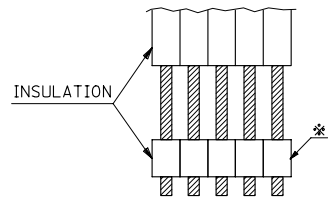
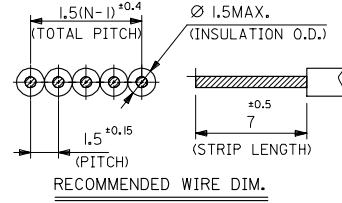
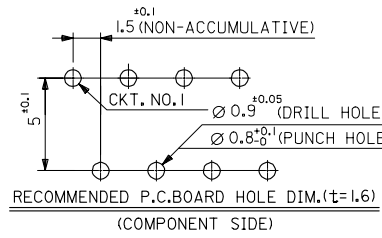
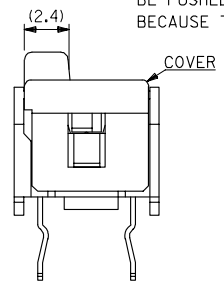
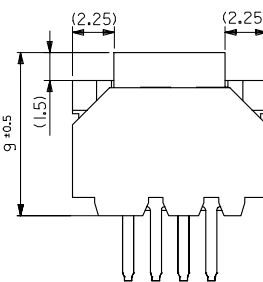
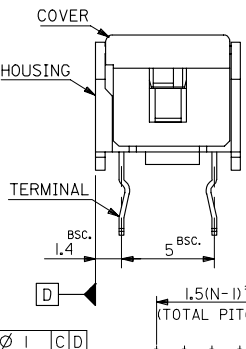
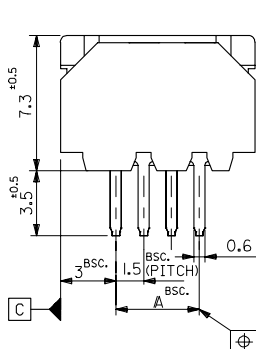
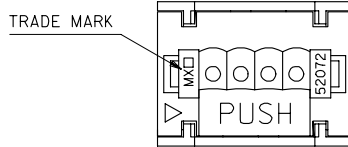
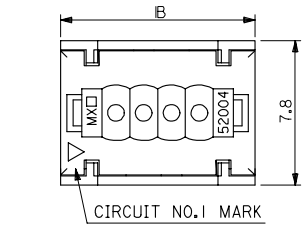
sales@integrated-circuit.com

10 9 8 7 6 5 4 3 2 1

FOR 3~12CKTS.

FOR 13~17CKTS.

(ONLY COVER SHAPE IS DIFFERENT FROM 3~12CKTS.)



- NOTES: 1. MATERIAL
 TERMINAL: PHOS-BRO,TIN-PLATED. (t=0.254)
 HOUSING: PBT(15%G.F.),UL94V-0
 G.E. PLASTICS JAPAN LTD.
 VALOX DR-48 UL FILE NO. E45587
 COVER: PBT(30%G.F.),UL94V-0
 G.E. PLASTICS JAPAN LTD.
 VALOX 420-SEO UL FILE NO. E45587
2. APPLICABLE WIRE
 1.5 PITCH RIBBON CABLE
 (UL2468,AWG*24~*26 TOP-COATED WIRE)
3. THE CABLE STRIPED AS SHOWN IN THE FIG.,
 *(MARKED INSULATION) PART SHOULD NOT BE PUSHED AND SLID DIRECTLY BY THE COVER, BECAUSE THE COVER MAY BE POSSIBLY PUSHED DOWN.

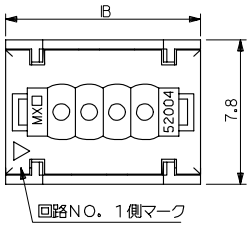
30	24	52004-1710	17
28.5	22.5	-1610	16
27	21	-1510	15
25.5	19.5	-1410	14
24	18	-1310	13
22.5	16.5	-1210	12
21	15	-1110	11
19.5	13.5	-1010	10
18	12	-0910	9
16.5	10.5	-0810	8
15	9	-0710	7
13.5	7.5	-0610	6
12	6	-0510	5
10.5	4.5	-0410	4
9	3	52004-0310	3
B	A	ENG. NO.	極致

REVISED ECONO: J2004-4815 T1: DRUMNADA 2004/08/05 CHIKCHIYAKASE 2004/08/05 APPE: MI YAZAWA 2004/08/17 (REV)	GENERAL TOLERANCES (UNLESS SPECIFIED)	DIMENSION STYLE MM ONLY	SCALE 5:1	DESIGN UNITS METRIC	THIRD ANGLE PROJECTION	
	10 UNDER ±0.2 10 OVER 30 UNDER ±0.25 30 OVER ±0.3	DRAWN BY SKUNISHI	DATE 86/08/27	TITLE 1.5 WIRE TRAP CONN.		
	ANGULAR ±3°	CHECKED BY H11	DATE 93/01/18	MOLEX INCORPORATED		
	DRAFT WHERE APPLICABLE MUST REMAIN WITHIN DIMENSIONS	APPROVED BY MFUKUSHIMA	DATE 93/01/18	MATERIAL NO. SEE CHART	DOCUMENT NO. SD-52004-**10	SHEET NO. 1 OF 2

10 9 8 7 6 5 4 3 2 1

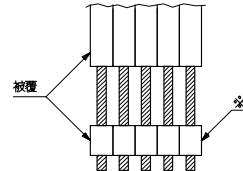
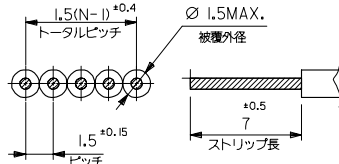
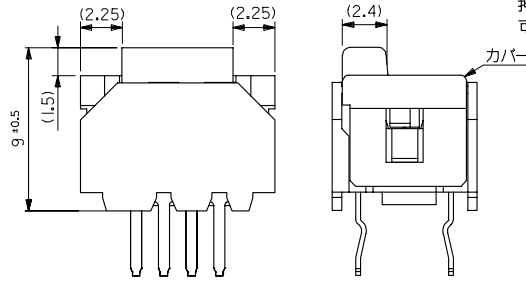
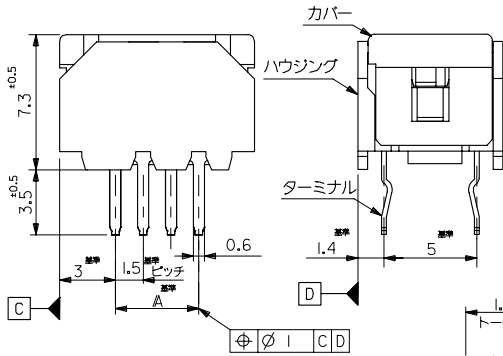
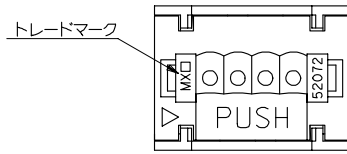
- (注記) 1. 材質
 ターミナル: 焼青銅材、錫メッキ (t=0.254)
 ハウジング: PBT(15%G.F.),UL94V-0
 G.E. PLASTICS JAPAN LTD.
 VALOX DR-48 UL FILE NO. E45587
 カバー: PBT(30%G.F.),UL94V-0
 G.E. PLASTICS JAPAN LTD.
 VALOX 420-SEO UL FILE NO. E45587
2. 適用電線
 1. 5mmピッチリボンケーブル。
 (UL 2468, AWG#24~#26錫コート線)
3. 下図の様な端処理ケーブルにて、*部を直接カバーに押し付けスライドさせる使用法はカバーが押し上げられる可能性があるため不可。

3極から12極の形状

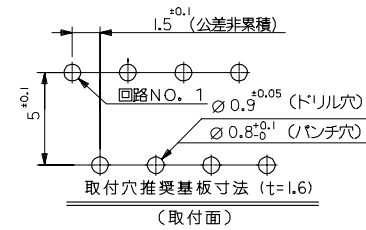


13極から17極の形状

(カバーの形状のみ異なる)



30	24	52004-1710	17
28.5	22.5	-1610	16
27	21	-1510	15
25.5	19.5	-1410	14
24	18	-1310	13
22.5	16.5	-1210	12
21	15	-1110	11
19.5	13.5	-1010	10
18	12	-0910	9
16.5	10.5	-0810	8
15	9	-0710	7
13.5	7.5	-0610	6
12	6	-0510	5
10.5	4.5	-0410	4
9	3	52004-0310	3
B	A	ENG NO	極数



REVISED ECONO: J2004-4815 TIDRWANA DA 2004/08/05 CHKDHIKASE 2004/08/05 APPR: MI YAZAW 2004/08/17	DESCRIPTION	GENERAL TOLERANCES (UNLESS SPECIFIED)	DIMENSION STYLE MM ONLY	SCALE 5:1	DESIGN UNITS METRIC	THIRD ANGLE PROJECTION
		10 UNDER ±0.2	DRAWN BY SKUNISHI	DATE 86/08/27	TITLE 1.5 WIRE TRAP CONN. (JAPAN)	
		10 OVER 30 UNDER ±0.25	CHECKED BY HII	DATE 93/01/18	MOLEX INCORPORATED	
		30 OVER ±0.3	APPROVED BY MFUKUSHIMA	DATE 93/01/18	DOCUMENT NO. SD-52004-**10	SHEET NO. 2 OF 2
	ANGULAR ±3°	DRAFT WHERE APPLICABLE MUST REMAIN WITHIN DIMENSIONS	MATERIAL NO. SEE CHART	THIS DRAWING CONTAINS INFORMATION THAT IS PROPRIETARY TO MOLEX INCORPORATED AND SHOULD NOT BE USED WITHOUT WRITTEN PERMISSION.		
			SIZE A3			