

## Excellent Integrated System Limited

Stocking Distributor

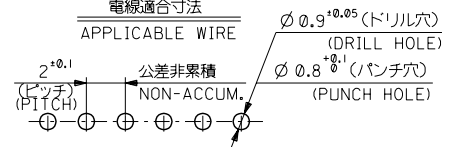
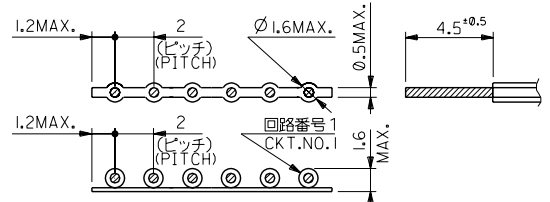
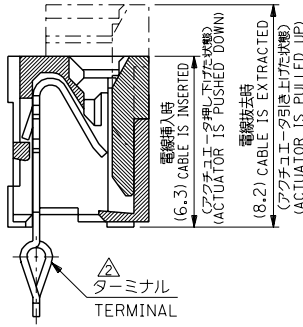
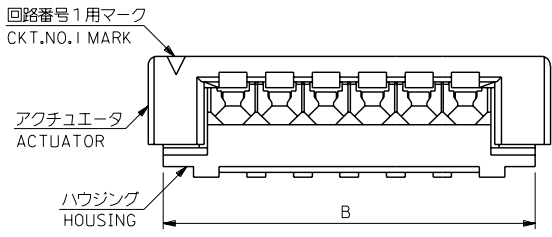
Click to view price, real time Inventory, Delivery & Lifecycle Information:

[Molex Connector Corporation](#)  
[0521470510](#)

For any questions, you can email us directly:

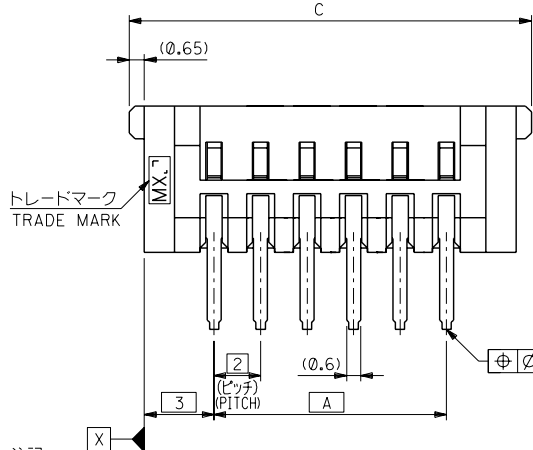
[sales@integrated-circuit.com](mailto:sales@integrated-circuit.com)

DWG. NO. SD-52147-\*\*-10  
DIMENSIONS IN METRIC DO NOT SCALE DRAWING



基板取付穴推奨寸法 (t=1.6)  
RECOMMENDED P.C. BOARD DIM.

39.3	38	32	52147-1710	17
37.3	36	30	-1610	16
35.3	34	28	-1510	15
33.3	32	26	-1410	14
31.3	30	24	-1310	13
29.3	28	22	-1210	12
27.3	26	20	-1110	11
25.3	24	18	-1010	10
23.3	22	16	-0910	9
21.3	20	14	-0810	8
19.3	18	12	-0710	7
17.3	16	10	-0610	6
15.3	14	8	-0510	5
13.3	12	6	-0410	4
11.3	10	4	-0310	3
9.3	8	2	52147-0210	2
C	B	A	ENG.NO.	極数



注記  
NOTES

- 1 使用材料 : MATERIAL  
 ハウジング : PBT (ガラス繊維入), UL94V-0. (白)  
 HOUSING : PBT (GLASS FILLED), UL94V-0. (WHITE)  
 アクチュエータ : PBT (ガラス繊維入), UL94V-0. (白)  
 ACTUATOR : PBT (GLASS FILLED), UL94V-0. (WHITE)  
 ターミナル : リン青銅, 鍍メッキ (t=0.25)  
 TERMINAL : PHOS-BRO, PRE-TINNED (t=0.25)  
 △ 2極のみキング無しとする。  
 FOR CKT 2 MUST NOT BE KINK

角度 ANGLE	+3°						
30°以上 OVER	+0.3						
10°以上 30°未満 OVER 30 UNDER	+0.25						
10°未満 UNDER	+0.2						
一般公差 GENERAL TOLERANCES							

材料 MATERIAL	注記参照 SEE NOTES
仕上げ FINISH	---
適用電線範囲 WIRE RANGE (コード) (TOP COAT WIRE)	AWG #26
被覆外径 INS. RANGE	---
図中参照	SEE DRAWING
DRAWN BY	94/9/28
CHK'D BY	94/9/28
APP'D BY	94/9/28
尺度 SCALE	---

**molex** MOLEX-JAPAN CO., LTD.  
日本モレックス株式会社

REVISE ONLY ON CAD SYSTEM

TITLE 名称  
2.0 NEW MINI  
WIRE TRAP CONN.(ST.)

DWG. NO. SD-52147-\*\*-10

REV C

THIS DRAWING CONTAINS INFORMATION THAT IS PROPRIETARY TO MOLEX(JAPAN) AND SHOULD NOT BE USED WITHOUT WRITTEN PERMISSION  
 本図面は日本モレックス(株)の所有する情報を含むもので 当社の許可なく複製を禁止する。  
 EN-01C(032)MXJ-32