

## Excellent Integrated System Limited

Stocking Distributor

Click to view price, real time Inventory, Delivery & Lifecycle Information:

[Molex Connector Corporation](#)  
[0716607580](#)

For any questions, you can email us directly:

[sales@integrated-circuit.com](mailto:sales@integrated-circuit.com)

NOTES:

- 1) MATERIALS:  
HOUSING- LCP, GLASS FILLED, UL94V-0, BLACK.  
TERMINALS- COPPER ALLOY
- 2) FINISH:  
TERMINALS:  
.000030/(0.00076) MINIMUM GOLD IN CONTACT AREA AND  
.000050/(0.00127) MINIMUM TIN IN TAIL AREA OVER  
.000075/(0.00191) MINIMUM NICKEL UNDERPLATING OVERALL.

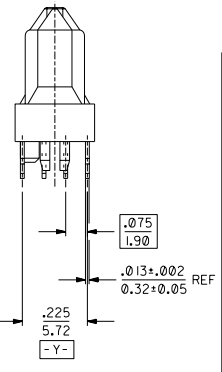
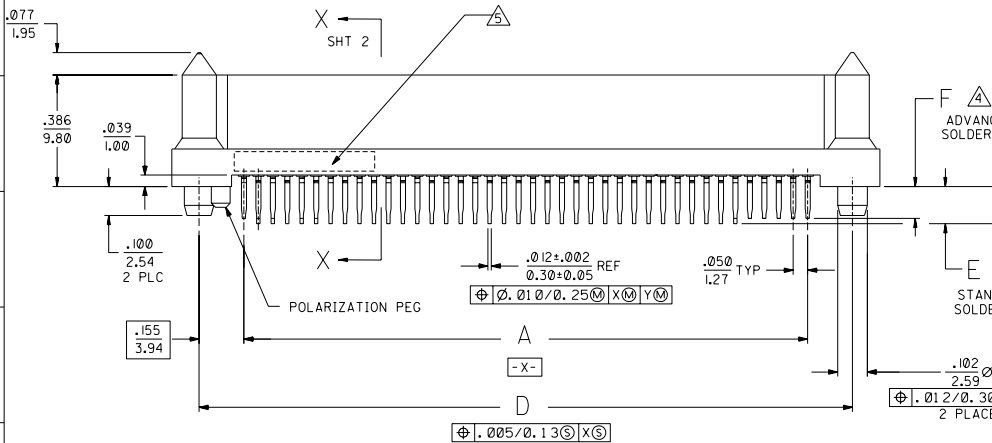
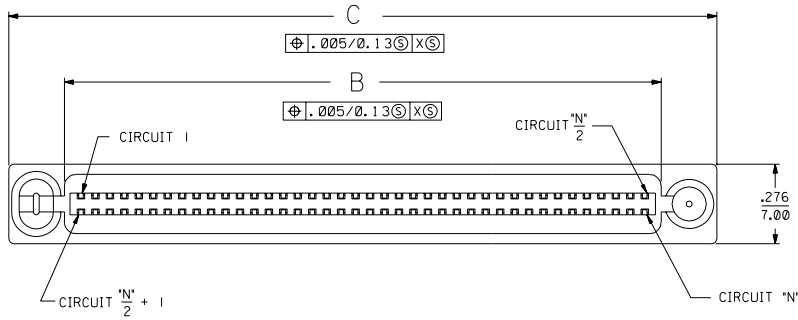
3) ASSEMBLY MATES WITH MOLEX P/N SDA-71661-7\*\*\*.  
CONFORMS TO PRODUCT SPECIFICATION PS-71660.

⚠ SEE TABLE ON SHEET 2 FOR ADVANCED TERMINAL LIST

⚠ FOUR DIGIT DATE CODE (WK YR), EXAMPLE -> 26 96  
LOCATED IN AREA INDICATED.

NOTE FOR LEAD FREE CONVERSION:

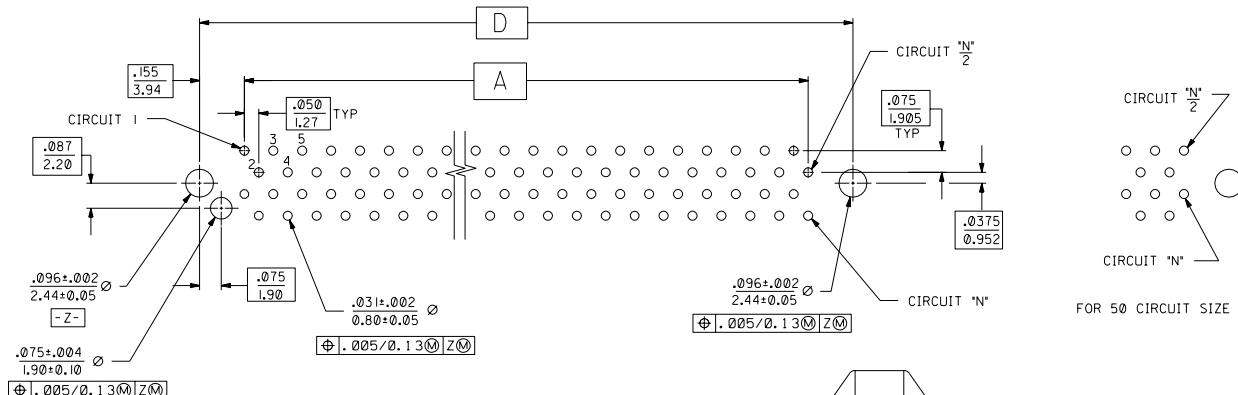
THE PRIMARY SHIPPING CARTON WILL BE  
LABELED "COMPLIANT TO ROHS DIRECTIVE  
2002/95/EC AND ELV ANNEX II OF  
DIRECTIVE 2000/53/EC". CARTONS WITHOUT  
THIS LABEL MAY CONTAIN PRODUCT WITH  
LEAD.



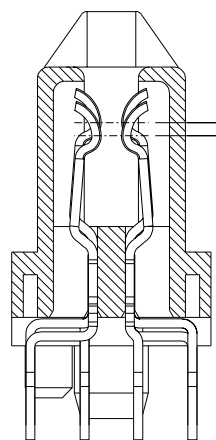
2	A	A	INITIAL RELEASE
1	A		FOR UCP2005-0071
			RKADAMS 04/7/11
MFG. SH. REV. LTR.			REVISIONS

DIMENSIONS SHOWN (METRIC) INCH		UNLESS OTHERWISE SPECIFIED		TOLERANCES: ANGULAR ± 1/2°	
1 PLACE	± .005	---	---		
2 PLACE	± .---	± 0.13	---		
1 PLACE	---	± .---	---		
DRAFTING NOTE: DIMENSIONS MUST REMAIN WITHIN DIMENSIONS					
DRG: RKA		CHK'D: BB	FILE NAME: THIS DRAWING CONTAINS INFORMATION THAT IS PROPRIETARY TO MOLEX INC. AND SHOULD NOT BE USED WITHOUT WRITTEN PERMISSION.		
APP'D: SM	SCALE: 4:1	507166075X	SD-71660-005	REV: C	DATE: 04/07/11

ITEM NUMBER	CIRCUIT SIZE (*N*)	A	B	C	D	E ±.010 (±0.25)	F ±.010 (±0.25)	ADVANCED CIRCUITS
	68	1.650 (41.91)	1.765 (44.83)	2.149 (54.58)	1.960 (49.78)	.134 (3.40)	.116 (2.95)	5, 6, 39, 64, 66, 68
	40	.950 (24.13)	1.065 (27.05)	1.449 (36.80)	1.260 (32.00)	.128 (3.25)	.110 (2.79)	1, 2, 3, 18, 19, 20
	50	1.200 (30.48)	1.315 (33.40)	1.699 (43.15)	1.510 (38.35)	.128 (3.25)	.110 (2.79)	1, 2, 3, 23, 24, 25
71660-7580	80	1.950 (49.53)	2.065 (52.45)	2.449 (62.20)	2.260 (57.40)	.128 (3.25)	.110 (2.79)	1, 36-43, 45, 46, 75-80



RECOMMENDED PC BOARD LAYOUT  
COMPONENT SIDE  
FOR 40, 68 AND 80 CIRCUIT SIZES



SECTION X-X  
SCALE - 10:1  
HOUSING WALLS BETWEEN TERMINALS  
NOT SHOWN FOR CLARITY

MFG. SH.		REV.	LTR.	REVISIONS
A		SEE SHEET 1		
DIMENSIONS SHOWN (METRIC) INCH UNLESS OTHERWISE SPECIFIED TOLERANCES: ANGULAR ± 1/2°				
3 PLACE	± .010	---	---	
2 PLACE	± ---	± 0.25		
1 PLACE	---	± ---		
DRAWING CONFORMANCE MUST REMAIN WITHIN DIMENSIONS				
DRG. BY: RKA	CHK. BY: BB	PART NO. SD-71660-005		
APP'D. BY: SM	SCALE: 4:1	FILE NAME: SD71660X2	SHEET NO.: 2	DATE: 04/07/11
THIS DRAWING CONTAINS INFORMATION THAT IS PROPRIETARY TO MOLEX INC. AND SHOULD NOT BE USED WITHOUT WRITTEN PERMISSION.				