

## Excellent Integrated System Limited

Stocking Distributor

Click to view price, real time Inventory, Delivery & Lifecycle Information:

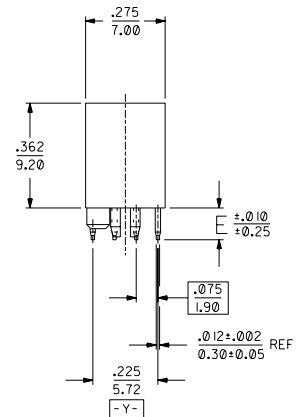
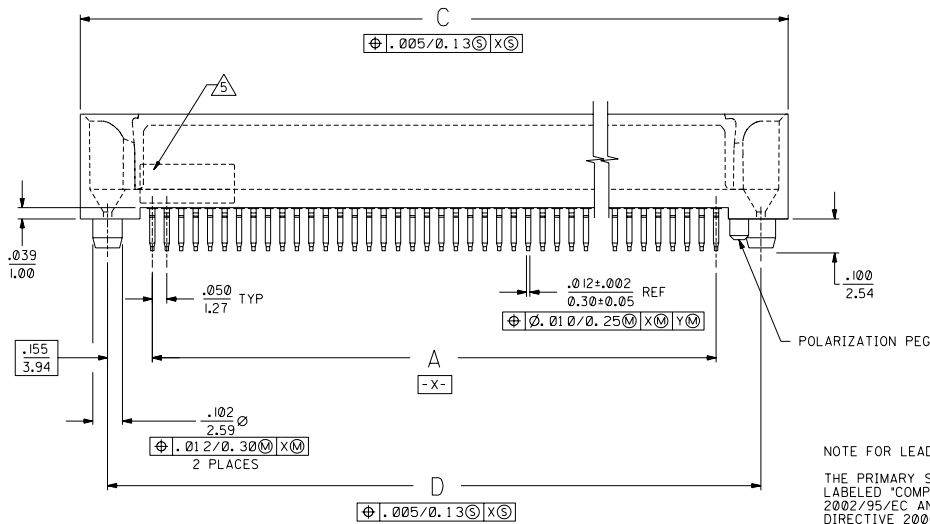
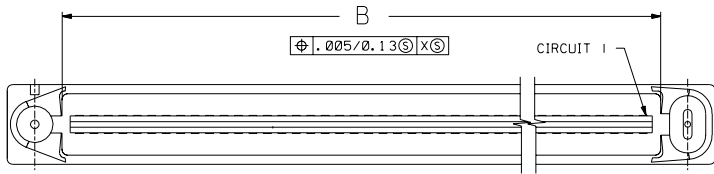
[Molex Connector Corporation](#)  
[0716617081](#)

For any questions, you can email us directly:

[sales@integrated-circuit.com](mailto:sales@integrated-circuit.com)

**NOTES:**

- 1) MATERIALS:  
HOUSING - LIQUID CRYSTAL POLYMER (LCP), GLASS FILLED, UL94V-0, COLOR: BLACK  
TERMINALS - COPPER ALLOY
- 2) TERMINAL FINISH:  
30 MICROINCH/0.76 MICROMETER MINIMUM GOLD IN CONTACT AREA AND 50 MICROINCH/1.27 MICROMETER MINIMUM TIN IN TAIL AREA OVER NICKEL UNDERPLATE OVERALL.
- 3) ASSEMBLY MATES WITH MOLEX PART NUMBER 71660-7\*\*\*. CONFORMS TO PRODUCT SPECIFICATION PS-71660.
- 4) RECOMMENDED P.C. BOARD THICKNESS IS .062/1.6 MILLIMETER.
- 5) FOUR DIGIT DATE CODE TO BE LOCATED ON SURFACE AS SHOWN.
- 6) PRODUCT PACKAGED PER SPECIFICATION PK-71660.



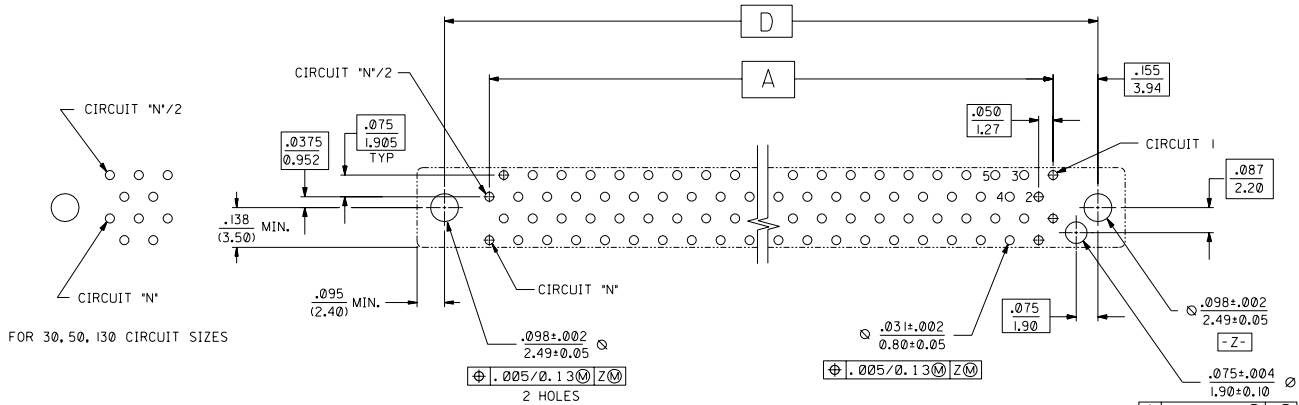
**NOTE FOR LEAD FREE CONVERSION:**

THE PRIMARY SHIPPING CARTON WILL BE LABELED "COMPLIANT TO ROHS DIRECTIVE 2002/95/EC AND ELV ANNEX II OF DIRECTIVE 2000/53/EC". CARTONS WITHOUT THIS LABEL MAY CONTAIN PRODUCT WITH LEAD.

2	A	A	RELEASE
1	A		ECR LCP2005-00053
			RKADAMS 04/8/20
MFG.	SH.	REV.	LTR.
			REVISIONS

DIMENSIONS SHOWN (METRIC) INCH UNLESS OTHERWISE SPECIFIED TOLERANCES: ANGULAR ± 1/2°		TITLE		REVISE ONLY ON CAD SYSTEM	
± PLACE	± .005	---			
± PLACE	± .01	±			
± PLACE	---	±			
DRAFT WHEN DIMENSIONS MUST REMAIN WITHIN DIMENSIONS		PART NO.		DRWG. NO.	
DRG:	RKA	CHK'D:	BB	FILE NAME	
BY:	SM	BY:	BB	SCALE	
APP'D:	SM	SCALE:	4:1	DATE	
				1 OF 2   04 / 8 / 20	
SEE TABLE		SD-71661-010		THIS DRAWING CONTAINS INFORMATION THAT IS PROPRIETARY TO MOLEX INC. AND SHOULD NOT BE USED WITHOUT WRITTEN PERMISSION.	

ITEM NUMBER	CKT. ('N')	A	B	C	D	E
30	.700 (17.78)	.820 (20.83)	1.199 (30.45)	1.010 (25.65)	.110 (2.79)	
40	.950 (24.13)	1.070 (27.18)	1.449 (36.80)	1.260 (32.00)		
50	1.200 (30.48)	1.320 (33.53)	1.699 (43.15)	1.510 (38.35)		
60	1.450 (36.83)	1.570 (39.88)	1.949 (49.50)	1.760 (44.70)		
71661-7568	68	1.650 (41.91)	1.770 (44.96)	2.149 (54.58)	1.960 (49.78)	
71661-7081	80	1.950 (49.53)	2.070 (52.58)	2.449 (62.20)	2.260 (57.40)	
100	2.450 (62.23)	2.570 (65.28)	2.949 (74.90)	2.760 (70.10)		
120	2.950 (74.93)	3.070 (77.98)	3.449 (87.60)	3.260 (82.80)		
130	3.200 (81.28)	3.320 (84.33)	3.699 (93.95)	3.510 (89.15)		
30	.700 (17.78)	.820 (20.83)	1.199 (30.45)	1.010 (25.65)	.134 (3.40)	
40	.950 (24.13)	1.070 (27.18)	1.449 (36.80)	1.260 (32.00)		
50	1.200 (30.48)	1.320 (33.53)	1.699 (43.15)	1.510 (38.35)		
60	1.450 (36.83)	1.570 (39.88)	1.949 (49.50)	1.760 (44.70)		
68	1.650 (41.91)	1.770 (44.96)	2.149 (54.58)	1.960 (49.78)		
80	1.950 (49.53)	2.070 (52.58)	2.449 (62.20)	2.260 (57.40)		
100	2.450 (62.23)	2.570 (65.28)	2.949 (74.90)	2.760 (70.10)		
120	2.950 (74.93)	3.070 (77.98)	3.449 (87.60)	3.260 (82.80)		
130	3.200 (81.28)	3.320 (84.33)	3.699 (93.95)	3.510 (89.15)		



RECOMMENDED PC BOARD LAYOUT COMPONENT SIDE  
FOR 40, 60, 68, 80, 100, 120 CIRCUIT SIZES

DIMENSIONS SHOWN (METRIC) INCH		UNLESS OTHERWISE SPECIFIED		TOLERANCES: ANGULAR ± 1/2°	
1 PLACE	± .005	---	---	---	---
2 PLACE	± .001	---	---	---	---
3 PLACE	---	± 0.13	---	---	---
4 PLACE	---	---	---	---	---

MFG.	SH.	REV.	LTR.	REVISIONS
				SEE SHEET 1

TITLE		REVISE ONLY ON CAD SYSTEM	
SALES ASSEMBLY			
EBBI 50D, VERTICAL PLUG			
BLIND MATE CONNECTOR			
MOLEX INCORPORATED	SHEET NO. 2	DATE	04/8/20
SEE TABLE	PART NO. SD-71661-010	DRWG. NO.	