

## **Excellent Integrated System Limited**

Stocking Distributor

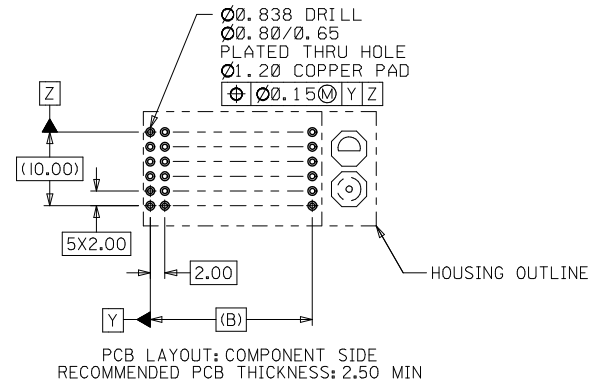
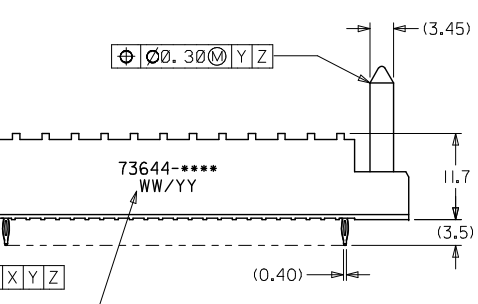
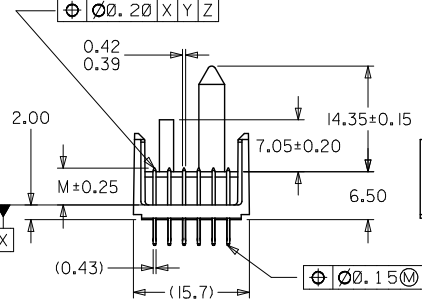
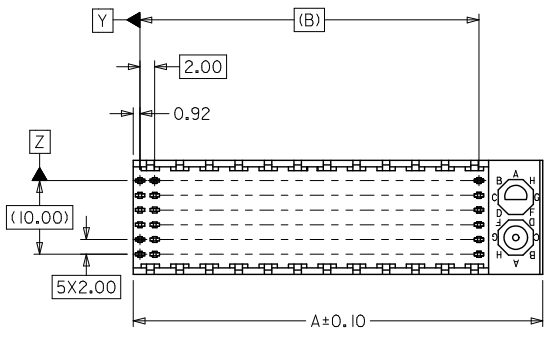
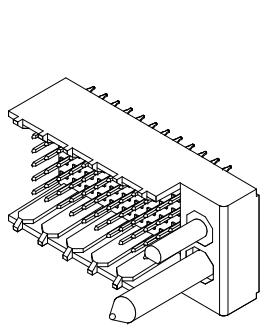
Click to view price, real time Inventory, Delivery & Lifecycle Information:

[Molex Connector Corporation](#)  
[0736442018](#)

For any questions, you can email us directly:  
[sales@integrated-circuit.com](mailto:sales@integrated-circuit.com)

NOTES:

1. MATERIALS: HOUSING - LIQUID CRYSTAL POLYMER (LCP)  
GLASS-FILLED, UL 94V-0, COLOR: BLACK.  
TERMINAL - PHOSPHOR BRONZE.
2. FINISH: SELECTIVE GOLD (Au) IN CONTACT AREA, 0.76 MICROMETERS MINIMUM THICKNESS;  
NICKEL (Ni) AND GOLD FLASH OVERALL.  
SELECTIVE GOLD (Au) IN CONTACT AREA, 0.76 MICROMETERS MINIMUM THICKNESS;  
SELECTIVE MATTE TIN (Sn) ON IN TAIL AREA.  
NICKEL (Ni) OVERALL.
3. THIS PART CONFORMS TO MOLEX PRODUCT SPECIFICATION PS-73670-9999.
4. FOR MIXED CONTACT MATING LENGTHS, CONSULT FACTORY FOR AVAILABILITY.
5. DIMENSIONS ARE IN MILLIMETERS.
6. FOR SPECIFIC MATERIAL NUMBERS, SEE SHEET 2.
7. PACKAGE PER 70873-0818.
8. PARTS MARKED WITH PART NUMBER AND DATE CODE ON EITHER SIDE.  
APPROXIMATELY WHERE SHOWN.



LEAD FREE CONVERSION EC NO: LCP2018-3253 DRAWN BY: RWHIPPLE CHECKED BY: CHOKMOLLE APPR: SMILLER DATE: 2013/02/04 DATE: 2013/02/04 DATE: 2013/08/05	QUALITY SYMBOLS √=0 √=0 √=0	GENERAL TOLERANCES (UNLESS SPECIFIED)		DIMENSION STYLE MM ONLY		SCALE 2:1	DESIGN UNITS METRIC	THIRD ANGLE PROJECTION		
		4 PLACES ±--- ±---	mm INCH	DRAWN BY RWHIPPLE	DATE 2013/02/04	TITLE SALES ASSEMBLY, HDM BACKPLANE MODULE POLAR/GUIDE OPTION <b>molex</b>				
		3 PLACES ±--- ±---	±0.05 ±---	CHECKED BY SMR/CAB	DATE 96/12/18					
		2 PLACES ±0.05 ±---	±0.10 ±---	APPROVED BY SMILLER	DATE 2013/08/05	MATERIAL NO. SEE SHEET 2	DOCUMENT NO. SDA-73644-****	SHEET NO. 1 OF 2		
1 PLACE ±0.10 ±---	±--- ±---	ANGULAR ±1/2° DRAFT WHERE APPLICABLE MUST REMAIN WITHIN DIMENSIONS		THIS DRAWING CONTAINS INFORMATION THAT IS PROPRIETARY TO MOLEX INCORPORATED AND SHOULD NOT BE USED WITHOUT WRITTEN PERMISSION						
0 PLACE ±--- ±---										

10	9	8	7	6	5	4	3	2	1
MATERIAL NUMBER	NUMBER OF SIGNAL CONTACTS	PLATING			DIM "A"	DIM "B"	DIM "M"		
73644-00**	72	SELECTIVE GOLD/GOLD FLASH			31.60	22.00	5.00		
73644-01**	72	SELECTIVE GOLD/GOLD FLASH			31.60	22.00	5.50		
73644-02**	72	SELECTIVE GOLD/GOLD FLASH			31.60	22.00	6.00		
73644-10**	144	SELECTIVE GOLD/GOLD FLASH			55.60	46.00	5.00		
73644-11**	144	SELECTIVE GOLD/GOLD FLASH			55.60	46.00	5.50		
73644-12**	144	SELECTIVE GOLD/GOLD FLASH			55.60	46.00	6.00		
73644-20**	72	SELECTIVE GOLD/SELECTIVE MATTE TIN			31.60	22.00	5.00		
73644-21**	72	SELECTIVE GOLD/SELECTIVE MATTE TIN			31.60	22.00	5.50		
73644-22**	72	SELECTIVE GOLD/SELECTIVE MATTE TIN			31.60	22.00	6.00		
73644-30**	144	SELECTIVE GOLD/SELECTIVE MATTE TIN			55.60	46.00	5.00		
73644-31**	144	SELECTIVE GOLD/SELECTIVE MATTE TIN			55.60	46.00	5.50		
73644-32**	144	SELECTIVE GOLD/SELECTIVE MATTE TIN			55.60	46.00	6.00		

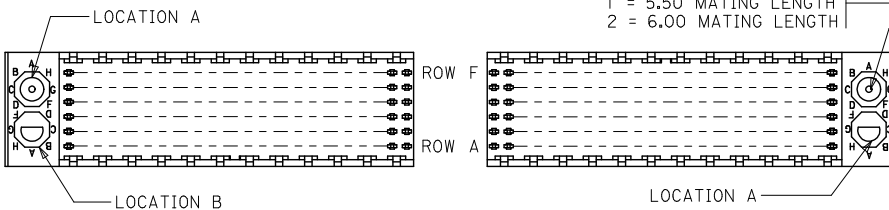
**MATERIAL NUMBER ASSIGNMENT**

73644- \* \* \* \*

- 0 = 72-CIRCUIT, GOLD/GOLD FLASH
- 1 = 144-CIRCUIT, GOLD/GOLD FLASH
- 2= 72-CIRCUIT, \*GOLD/MATTE TIN
- 3= 144-CIRCUIT, \*GOLD/MATTE TIN
- \* FORMERLY TIN/LEAD

- 0 = 5.00 MATING LENGTH
- 1 = 5.50 MATING LENGTH
- 2 = 6.00 MATING LENGTH

NUMBER	GUIDE POST LOCATION	POLAR KEY POSITION
00	B	A
01	A	
02	B	B
03	A	
04	B	C
05	A	
06	B	
07	A	D
08	B	
09	A	E
10	B	F
11	A	
12	B	G
13	A	
14	B	H
15	A	
16	B	
17	A	N/A
18	N/A	N/A



REF. MATERIAL NUMBER 73644-0009  
GUIDE PIN IS IN LOCATION A  
POLARIZING KEY IS IN LOCATION B, POSITION E

REF. MATERIAL NUMBER 73644-0008  
GUIDE PIN IS IN LOCATION B  
POLARIZING KEY IS IN LOCATION A, POSITION E

SEE SHEET 1 EC NO: LCP2013-3253 DRAWN BY: RWHIPPLE CHECKED BY: CHKRMOLLE APPR: SMILLER DATE: 2013/02/04 DATE: 2013/02/04 DATE: 2013/08/05	QUALITY SYMBOLS ∇=0 ∇=0 ∇=0	GENERAL TOLERANCES (UNLESS SPECIFIED)		DIMENSION STYLE MM ONLY		SCALE 1:1	DESIGN UNITS METRIC	THIRD ANGLE PROJECTION	
			mm	INCH	DRAWN BY RWHIPPLE	DATE 2013/02/04	TITLE SALES ASSEMBLY, HDM BACKPLANE MODULE POLAR/GUIDE OPTION <b>molex</b> DOCUMENT NO. SDA-73644-**** SHEET NO. 2 OF 2		
		4 PLACES ± ---	± ---	± ---	CHECKED BY SMR/CAB	DATE 96/12/18			
		3 PLACES ± ---	± ---	± ---	APPROVED BY SMILLER	DATE 2013/08/05			
2 PLACES ± 0.05	± ---	± ---							
1 PLACE ± 0.10	± ---	± ---	MATERIAL NO. SEE CHART						
0 PLACE ± ---	± ---	± ---	DRAFT WHERE APPLICABLE MUST REMAIN WITHIN DIMENSIONS						