



Distributor of Molex Connector Corporation: Excellent Integrated System Limited
Datasheet of 0873812418 - Connector Receptacle 24 Position 0.079" (2.00mm) Gold Surface
Mount

Contact us: sales@integrated-circuit.com Website: www.integrated-circuit.com

Excellent Integrated System Limited

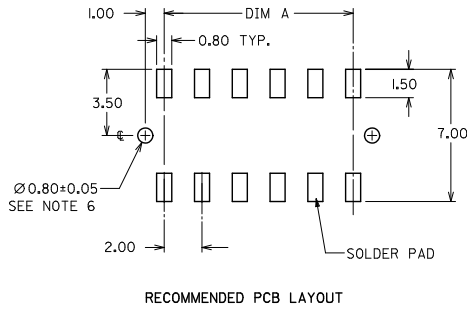
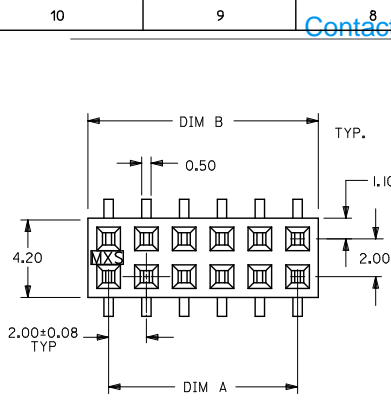
Stocking Distributor

Click to view price, real time Inventory, Delivery & Lifecycle Information:

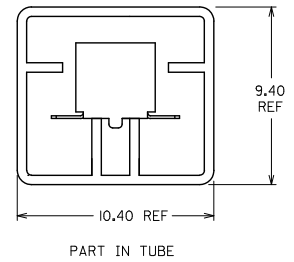
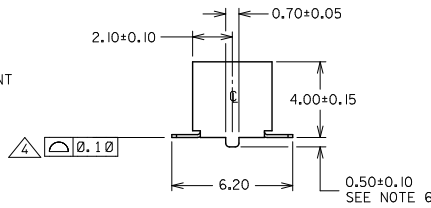
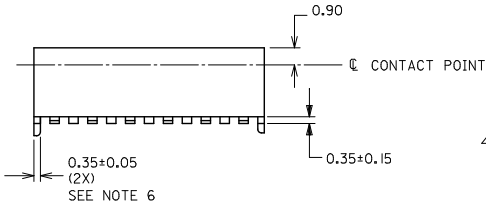
[Molex Connector Corporation](#)
[0873812418](#)

For any questions, you can email us directly:
sales@integrated-circuit.com

Contact us: sales@integrated-circuit.com Website: www.integrated-circuit.com



PART NUMBER	CKT. SIZE	DIM A	DIM B
87381-06**	6	4.00	6.00
87381-08**	8	6.00	8.00
87381-10**	10	8.00	10.00
87381-12**	12	10.00	12.00
87381-14**	14	12.00	14.00
87381-16**	16	14.00	16.00
87381-18**	18	16.00	18.00
87381-20**	20	18.00	20.00
87381-22**	22	20.00	22.00
87381-24**	24	22.00	24.00
87381-26**	26	24.00	26.00
87381-28**	28	26.00	28.00
87381-30**	30	28.00	30.00
87381-32**	32	30.00	32.00
87381-34**	34	32.00	34.00
87381-36**	36	34.00	36.00
87381-38**	38	36.00	38.00
87381-40**	40	38.00	40.00
87381-42**	42	40.00	42.00
87381-44**	44	42.00	44.00
87381-46**	46	44.00	46.00
87381-48**	48	46.00	48.00
87381-50**	50	48.00	50.00



NOTES:

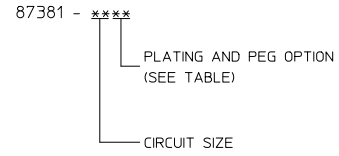
- PLATING FINISH :
GOLD PLATING OPTION IN CONTACT AREA (SEE SHT 2)
TIN IN SOLDER TAIL AREA
BOTH OVER 1.27µm MIN NICKEL OVERALL
- 12 CKT SIZE SHOWN FOR ILLUSTRATION ONLY. SEE CHART FOR ALL AVAILABLE PART SIZES
- PRODUCT SPECIFICATION PS-87380 APPLIES
COPLANARITY OF SOLDER TAILS ARE TO BE MEASURED BY RESTING THE PART ON A FLAT GAUGE SURFACE
+0.05 UPWARDS AND -0.05 DOWNWARDS
- OTHER PLATING OPTIONS AVAILABLE, PLEASE CONTACT FACTORY
- PEG AND PCB HOLE OPTIONAL, SEE PART LEGEND FOR PART CONFIGURATION
- PARTS SHALL BE PACKED IN MOISTURE BARRIER BAG.

REVISE NOTE 4. EC. NO. S2012-0026 DRAWN:SKANG CHKD:ATSEE APPR:HLONG 2011/07/29 2011/08/03 2011/08/03	QUALITY SYMBOLS √=0 √=0 √=0	GENERAL TOLERANCES (UNLESS SPECIFIED)		DIMENSION STYLE MM ONLY		SCALE NTS	DESIGN UNITS METRIC	THIRD ANGLE PROJECTION
		4 PLACES ± --- ± --- 3 PLACES ± --- ± --- 2 PLACES ± 0.10 ± --- 1 PLACE ± --- ± --- ANGULAR ± 3 °	DRAWN BY TAY 1993/01/21	DATE 1993/01/21	CHECKED BY SKTOH 1993/01/26	DATE 1993/01/26	APPROVED BY RWONG 1993/01/27	TITLE MGRID 4MM HT., WITH LOC. PEG
DRAFT WHERE APPLICABLE MUST REMAIN WITHIN DIMENSIONS		THIS DRAWING CONTAINS INFORMATION THAT IS PROPRIETARY TO MOLEX INCORPORATED AND SHOULD NOT BE USED WITHOUT WRITTEN PERMISSION						

Contact us: sales@integrated-circuit.com Website: www.integrated-circuit.com

PEG OPTION	PLATING OPTION		
	0.05um MIN GOLD 190um MIN TIN	0.76um MIN GOLD 1.27um MIN TIN	0.38um MIN GOLD 1.27um MIN TIN
NO	**37	**07	**08
YES	**38	**17	**18

PART NUMBER LEGEND



REVISE NOTE 4. EC. NO.: S2012-0026 DRAWN: SKANG 2011/07/29 CHK: DATSEE 2011/08/03 APPR: HLONG 2011/08/03	QUALITY SYMBOLS	GENERAL TOLERANCES (UNLESS SPECIFIED)		DIMENSION STYLE MM ONLY		SCALE NTS	DESIGN UNITS METRIC	THIRD ANGLE PROJECTION	
	▽=0	4 PLACES	± ---	± ---	DRAWN BY	DATE	TITLE		
	▽=0	3 PLACES	± ---	± ---	TAY	1993/01/21	MGRID 4MM HT., WITH LOC. PEG		
	▽=0	2 PLACES	± 0.10	± ---	CHECKED BY	DATE	MOLEX INCORPORATED		
		1 PLACE	± ---	± ---	SKTOH	1993/01/26	MATERIAL NO. SEE TABLE		
		ANGULAR ± 3 °		APPROVED BY	DATE	DOCUMENT NO.		SHEET NO.	
		DRAFT WHERE APPLICABLE MUST REMAIN WITHIN DIMENSIONS		RWONG	1993/01/27	SD-87381-****		2 OF 2	
		THIS DRAWING CONTAINS INFORMATION THAT IS PROPRIETARY TO MOLEX INCORPORATED AND SHOULD NOT BE USED WITHOUT WRITTEN PERMISSION							