



Distributor of Molex Connector Corporation: Excellent Integrated System Limited
Datasheet of 0873814018 - Connector Receptacle 40 Position 0.079" (2.00mm) Gold Surface Mount

Contact us: sales@integrated-circuit.com Website: www.integrated-circuit.com

Excellent Integrated System Limited

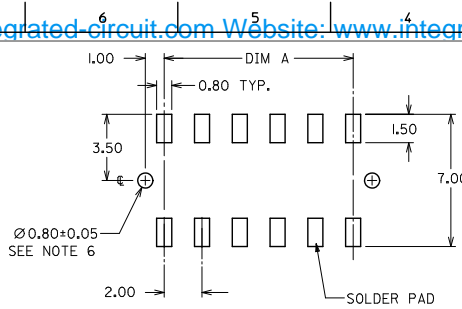
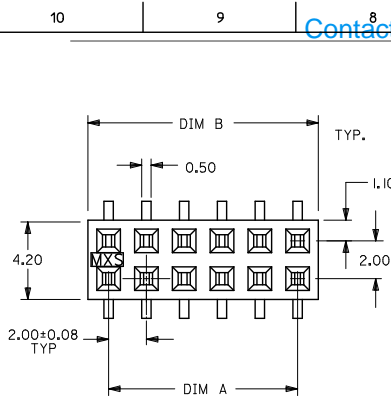
Stocking Distributor

Click to view price, real time Inventory, Delivery & Lifecycle Information:

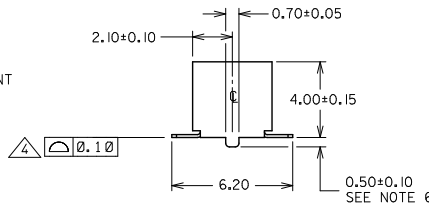
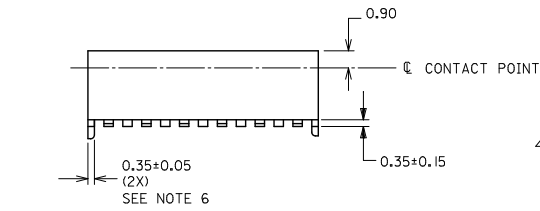
[Molex Connector Corporation](#)
[0873814018](#)

For any questions, you can email us directly:
sales@integrated-circuit.com

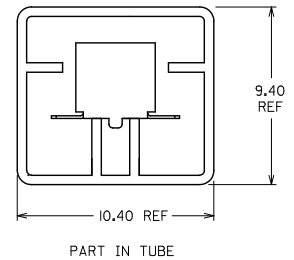
Contact us: sales@integrated-circuit.com Website: www.integrated-circuit.com



RECOMMENDED PCB LAYOUT



PART NUMBER	CKT. SIZE	DIM A	DIM B
87381-06**	6	4.00	6.00
87381-08**	8	6.00	8.00
87381-10**	10	8.00	10.00
87381-12**	12	10.00	12.00
87381-14**	14	12.00	14.00
87381-16**	16	14.00	16.00
87381-18**	18	16.00	18.00
87381-20**	20	18.00	20.00
87381-22**	22	20.00	22.00
87381-24**	24	22.00	24.00
87381-26**	26	24.00	26.00
87381-28**	28	26.00	28.00
87381-30**	30	28.00	30.00
87381-32**	32	30.00	32.00
87381-34**	34	32.00	34.00
87381-36**	36	34.00	36.00
87381-38**	38	36.00	38.00
87381-40**	40	38.00	40.00
87381-42**	42	40.00	42.00
87381-44**	44	42.00	44.00
87381-46**	46	44.00	46.00
87381-48**	48	46.00	48.00
87381-50**	50	48.00	50.00



NOTES:

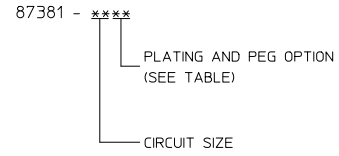
- PLATING FINISH :
 GOLD PLATING OPTION IN CONTACT AREA (SEE SHT 2)
 TIN IN SOLDER TAIL AREA
 BOTH OVER 1.27µm MIN NICKEL OVERALL
- 12 CKT SIZE SHOWN FOR ILLUSTRATION ONLY. SEE CHART FOR ALL AVAILABLE PART SIZES
- PRODUCT SPECIFICATION PS-87380 APPLIES
 COPLANARITY OF SOLDER TAILS ARE TO BE MEASURED BY RESTING THE PART ON A FLAT GAUGE SURFACE
 ±0.05 UPWARDS AND ±0.05 DOWNWARDS
- OTHER PLATING OPTIONS AVAILABLE, PLEASE CONTACT FACTORY
- PEG AND PCB HOLE OPTIONAL, SEE PART LEGEND FOR PART CONFIGURATION
- PARTS SHALL BE PACKED IN MOISTURE BARRIER BAG.

REVISE NOTE 4. EC. NO. S2012-0026 2011/07/29 DRAWN:SKANG 2011/08/03 CHKD:ATSEE APPR:HLONG	QUALITY SYMBOLS	GENERAL TOLERANCES (UNLESS SPECIFIED)	DIMENSION STYLE	SCALE	DESIGN UNITS	THIRD ANGLE PROJECTION															
	$\sqrt{\text{R}}=0$ $\sqrt{\text{S}}=0$ $\sqrt{\text{P}}=0$	<table border="1"> <thead> <tr> <th></th> <th>mm</th> <th>INCH</th> </tr> </thead> <tbody> <tr><td>4 PLACES</td><td>±---</td><td>±---</td></tr> <tr><td>3 PLACES</td><td>±---</td><td>±---</td></tr> <tr><td>2 PLACES</td><td>±0.10</td><td>±---</td></tr> <tr><td>1 PLACE</td><td>±---</td><td>±---</td></tr> </tbody> </table> ANGULAR ± 3°		mm	INCH	4 PLACES	±---	±---	3 PLACES	±---	±---	2 PLACES	±0.10	±---	1 PLACE	±---	±---	MM ONLY	NTS	METRIC	
		mm	INCH																		
	4 PLACES	±---	±---																		
3 PLACES	±---	±---																			
2 PLACES	±0.10	±---																			
1 PLACE	±---	±---																			
<table border="1"> <thead> <tr> <th>DRAWN BY</th> <th>DATE</th> <th>TITLE</th> </tr> </thead> <tbody> <tr> <td>TAY</td> <td>1993/01/21</td> <td>MGRID</td> </tr> <tr> <th>CHECKED BY</th> <th>DATE</th> <th></th> </tr> <tr> <td>SKTOH</td> <td>1993/01/26</td> <td>4MM HT., WITH LOC. PEG</td> </tr> <tr> <th>APPROVED BY</th> <th>DATE</th> <th></th> </tr> <tr> <td>RWONG</td> <td>1993/01/27</td> <td></td> </tr> </tbody> </table>	DRAWN BY	DATE	TITLE	TAY	1993/01/21	MGRID	CHECKED BY	DATE		SKTOH	1993/01/26	4MM HT., WITH LOC. PEG	APPROVED BY	DATE		RWONG	1993/01/27		MATERIAL NO. SEE TABLE SIZE $\Delta 3$ THIS DRAWING CONTAINS INFORMATION THAT IS PROPRIETARY TO MOLEX INCORPORATED AND SHOULD NOT BE USED WITHOUT WRITTEN PERMISSION	MOLEX INCORPORATED DOCUMENT NO. SD-87381-****	SHEET NO. 1 OF 2
DRAWN BY	DATE	TITLE																			
TAY	1993/01/21	MGRID																			
CHECKED BY	DATE																				
SKTOH	1993/01/26	4MM HT., WITH LOC. PEG																			
APPROVED BY	DATE																				
RWONG	1993/01/27																				

Contact us: sales@integrated-circuit.com Website: www.integrated-circuit.com

PEG OPTION	PLATING OPTION		
	0.05um MIN GOLD 190um MIN TIN	0.76um MIN GOLD 1.27um MIN TIN	0.38um MIN GOLD 1.27um MIN TIN
NO	**37	**07	**08
YES	**38	**17	**18

PART NUMBER LEGEND



REVISE NOTE 4. EC NO: S2012-0026 DRAWN: SKANG 2011/07/29 CHK: DATSEE 2011/08/03 APPR: HLONG 2011/08/03 F2 REV	QUALITY SYMBOLS	GENERAL TOLERANCES (UNLESS SPECIFIED)	DIMENSION STYLE	SCALE	DESIGN UNITS	THIRD ANGLE PROJECTION																		
	$\nabla=0$ $\nabla=0$ $\nabla=0$	<table border="1"> <thead> <tr> <th></th> <th>mm</th> <th>INCH</th> </tr> </thead> <tbody> <tr> <td>4 PLACES</td> <td>± ---</td> <td>± ---</td> </tr> <tr> <td>3 PLACES</td> <td>± ---</td> <td>± ---</td> </tr> <tr> <td>2 PLACES</td> <td>± 0.10</td> <td>± ---</td> </tr> <tr> <td>1 PLACE</td> <td>± ---</td> <td>± ---</td> </tr> <tr> <td colspan="3">ANGULAR ± 3 °</td> </tr> </tbody> </table>		mm	INCH	4 PLACES	± ---	± ---	3 PLACES	± ---	± ---	2 PLACES	± 0.10	± ---	1 PLACE	± ---	± ---	ANGULAR ± 3 °			MM ONLY	NTS	METRIC	
		mm	INCH																					
	4 PLACES	± ---	± ---																					
3 PLACES	± ---	± ---																						
2 PLACES	± 0.10	± ---																						
1 PLACE	± ---	± ---																						
ANGULAR ± 3 °																								
DESCRIPTION	DRAFT WHERE APPLICABLE MUST REMAIN WITHIN DIMENSIONS	DRAWN BY: TAY DATE: 1993/01/21 CHECKED BY: SKTOH DATE: 1993/01/26 APPROVED BY: RWONG DATE: 1993/01/27	TITLE	MATERIAL NO.	DOCUMENT NO.	SHEET NO.																		
			SEE TABLE	SEE TABLE	SD-87381-****	2 OF 2																		