

Excellent Integrated System Limited

Stocking Distributor

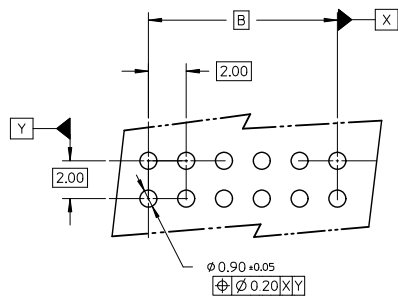
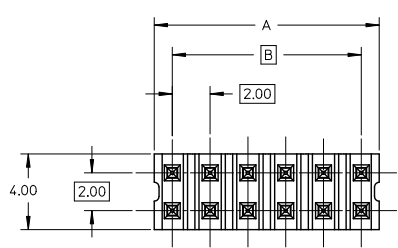
Click to view price, real time Inventory, Delivery & Lifecycle Information:

[Molex Connector Corporation](#)
[0877582450](#)

For any questions, you can email us directly:

sales@integrated-circuit.com

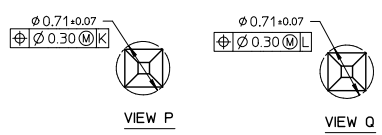
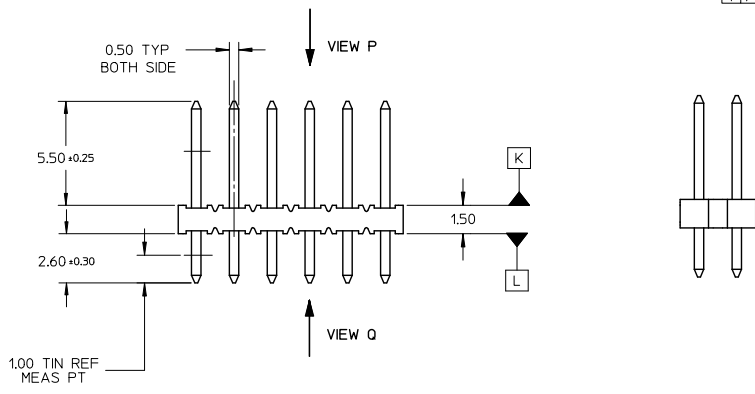
10 9 8 7 6 5 4 3 2 1



LEGEND
87758- ** * 5*
CKT SIZE (SEE SHT 2 TABLE) PLATING (SEE NOTE 2)

NOTES:

1. MATERIAL:
HOUSING: 30% G.F. NYLON 46, 94V-0, COLOR: BLACK
PIN: 0.50mm SQ. PHOSPHOR BRONZE 510
2. PLATING:
**50 - 0.38um MIN GOLD IN CONTACT AREA, TIN IN SOLDER AREA, BOTH OVER NICKEL OVERALL.
**51 - 0.05-0.25um GOLD IN CONTACT AREA, TIN IN SOLDER AREA, BOTH OVER NICKEL OVERALL.
3. 12 CKT USED FOR ILLUSTRATION ONLY
4. PACKED IN POCKET TRAY
5. PIN PUSHOUT FORCE: 1KG MIN IN EITHER DIRECTION
6. CKT 4 AND 6 IS CUT FROM CKT 8 AND 12 RESPECTIVELY. CKT 2 ARE CUT FROM ANY LARGER CKT SIZE. ROUGH EDGES ARE EXPECTED ALONG THE CUTTING EDGES.
7. PRODUCT SPEC PS-87761-100 APPLIES.



ADD AU FLASH OPTION EC NO: S2011-1004 DRW:SKANG CHK:DATSEE APPR:PLONG 2011/06/03 2011/06/11 2011/06/14	QUALITY SYMBOLS ∇=0 ∇=0 ∇=0	GENERAL TOLERANCES (UNLESS SPECIFIED)		DIMENSION STYLE		SCALE	DESIGN UNITS	THIRD ANGLE PROJECTION	
		mm	INCH	MM ONLY	MM ONLY	NTS	METRIC		
		4 PLACES ± --- ± ---	3 PLACES ± --- ± ---	2 PLACES ± 0.2 ± ---	1 PLACE ± --- ± ---	DRAWN BY	DATE		TITLE
		ANGULAR ± 3 °				DRAFT WHERE APPLICABLE MUST REMAIN WITHIN DIMENSIONS	SEE TABLE		THIS DRAWING CONTAINS INFORMATION THAT IS PROPRIETARY TO MOLEX INCORPORATED AND SHOULD NOT BE USED WITHOUT WRITTEN PERMISSION
REV	DESCRIPTION	MATERIAL NO.		APPROVED BY		DATE	DOCUMENT NO.	SHEET NO.	
A1		SKTOH		SKTOH		2004/01/05	SD-87758-112	1 OF 2	

9 8 7 6 5 4 3 2 1

	10	9	8	7	6	5	4	3	2	1
	PART NUMBER	CKT SIZE	A	B						
F	87758-0450	4	NA	2.00						
	87758-0650	6	NA	4.00						
	87758-0850	8	7.90	6.00						
	87758-1050	10	9.90	8.00						
	87758-1250	12	11.90	10.00						
E	87758-1450	14	13.90	12.00						
	87758-1650	16	15.90	14.00						
	87758-1850	18	17.90	16.00						
	87758-2050	20	19.90	18.00						
	87758-2250	22	21.90	20.00						
	87758-2450	24	23.90	22.00						
D	87758-2650	26	25.90	24.00						
	87758-2850	28	27.90	26.00						
	87758-3050	30	29.90	28.00						
	87758-3250	32	31.90	30.00						
	87758-3450	34	33.90	32.00						
	87758-3650	36	35.90	34.00						
C	87758-3850	38	37.90	36.00						
	87758-4050	40	39.90	38.00						
	87758-4250	42	41.90	40.00						
	87758-4450	44	43.90	42.00						
	87758-4650	46	45.90	44.00						
	87758-4850	48	47.90	46.00						
B	87758-5050	50	49.90	48.00						

ADD AU FLASH OPTION EC NO. S2011-1004 DRAWN:SKANG 2011/06/03 CHKD:ATSEE 2011/06/14 APPR:MLONG 2011/06/14	QUALITY SYMBOLS	GENERAL TOLERANCES (UNLESS SPECIFIED)	DIMENSION STYLE	SCALE	DESIGN UNITS	THIRD ANGLE PROJECTION
		mm INCH	MM ONLY	NTS	METRIC	
		4 PLACES ± --- ± ---	DRAWN BY DATE	TITLE		
		3 PLACES ± --- ± ---	KSEE 2003/10/30	2MM DUAL ROW SINGLE WAFER, VERTICAL THROUGH HOLE HEADER		
	2 PLACES ± 0.2 ± ---	CHECKED BY DATE	MOLEX INCORPORATED			
	1 PLACE ± --- ± ---	KCLING 2004/01/05	DOCUMENT NO. SD-87758-112			
	ANGULAR ± 3 °	APPROVED BY DATE	SHEET NO. 2 OF 2			
		SKTOH 2004/01/05	THIS DRAWING CONTAINS INFORMATION THAT IS PROPRIETARY TO MOLEX INCORPORATED AND SHOULD NOT BE USED WITHOUT WRITTEN PERMISSION			
		MATERIAL NO. SEE TABLE				
		DRAFT WHERE APPLICABLE MUST REMAIN WITHIN DIMENSIONS				