

Excellent Integrated System Limited

Stocking Distributor

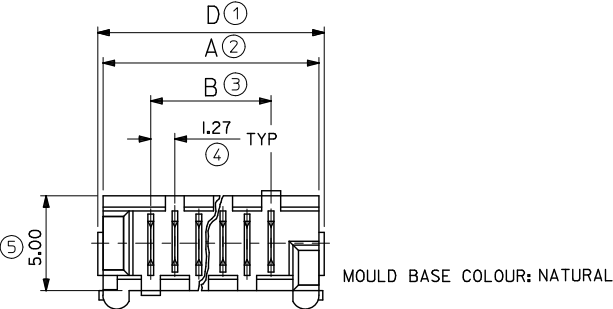
Click to view price, real time Inventory, Delivery & Lifecycle Information:

[Molex Connector Corporation](#)
[0907790004](#)

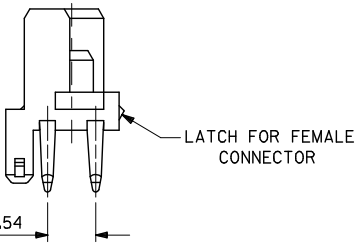
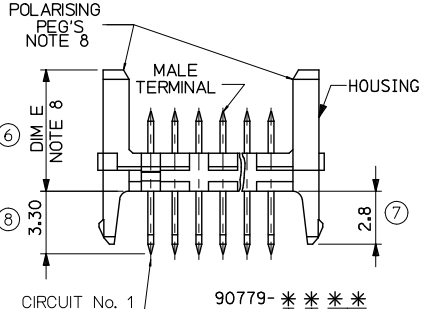
For any questions, you can email us directly:

sales@integrated-circuit.com

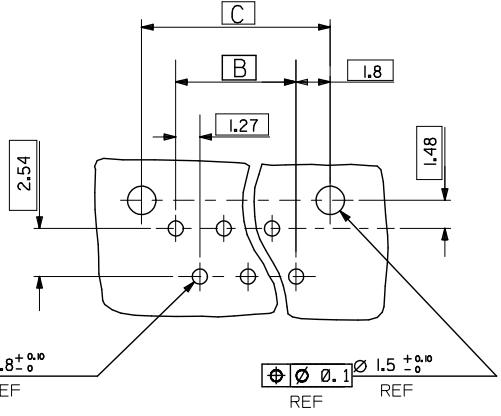
10 9 8 7 6 5 4 3 2 1



MOULD BASE COLOUR: NATURAL



PCB LAYOUT VIEWED FROM SOLDER SIDE. BOARD 1.60±0.14 THK



90779-***13	26	36.80	31.75	35.35	37.26
↑ -**12	24	34.26	29.21	32.81	34.72
-**11	22	31.72	26.67	30.27	32.18
-**10	20	29.18	24.13	27.73	29.64
-**08	18	26.64	21.59	25.19	27.10
-**07	16	24.10	19.05	22.65	24.56
-**06	14	21.56	16.51	20.11	22.02
-**05	12	19.02	13.97	17.57	19.48
-**04	10	16.48	11.43	15.03	16.94
-**03	8	13.94	8.89	12.49	14.40
↓ -**02	6	11.40	6.35	9.95	11.86
90779-***01	4	8.86	3.81	7.41	9.32
PART NO.	NO. OF CKTS	DIM. A	DIM. B	DIM. C	DIM. D

CIRCUIT No. 1 90779-*** CIRCUIT SIZE 04CKT TO 26CKT -SEE TABLE ABOVE FOR PART CODE

- 0= 4-6µm TIN ASSY
- 3= 0.6µm PALLADIUM NICKEL ASSY
- 7= 0.6µm PALLADIUM NICKEL, TUBED
- 9= 4-6µm TIN ASSY TUBED
- 0 - STANDARD
- 9 - SHORT VERSION

NOTES:
1. HOUSING: NYLON 46, GLASS FILLED UL 94 V-0, NATURAL (WHITE).
2. TERMINAL: BRASS
PLATING: TIN: 127 MICROMETRE MIN NICKEL UNDER 4-6 MICROMETRE TIN

PLATING PALLADIUM NICKEL (PdNi): 127 MICROMETRE MIN. NICKEL UNDER 3-5 MICROMETRE TIN SELECTIVE AND 0.6 MICROMETRE PdNi UNDER 0.05 MICROMETRE GOLD FLASH
3. APPLICATION GLASS TO DIN 40040 HME (-25°C/+100°C)
4. PIN PUSH FORCE 7N
5. TEST VOLTAGE: 750V.A.C./1 MIN
6. COMPATIBLE WITH MOLEX PART 90327
7. PRODUCT SPECIFICATION: PS-99020-0011
8. POLARISING PEGS AVAILABLE IN 2 OPTIONS
DIM E: STANDARD 6.40mm
DIM E: SHORT VERSION 4.10mm
9. PACKAGING SPECIFICATION: PK-90325-002
LAST INSPECTION NUMBER USED: 9

REV	DESCRIPTION
1	REMOVED GOLD OPTION FROM PACKAGING SPECIFICATION NO. PK-90325-002
2	DRW:RBY/BNES 2012/03/27
3	CHKD:SNIGREEVY 2012/03/29
4	APPR:EFULAN 2012/07/17

QUALITY SYMBOLS	▽=0
	▽=0
GENERAL TOLERANCES (UNLESS SPECIFIED)	
	mm INCH
4 PLACES	± --- ± ---
3 PLACES	± 0.20 ± ---
2 PLACES	± 0.20 ± ---
1 PLACE	± --- ± ---
ANGULAR ± --- °	
DRAFT WHERE APPLICABLE MUST REMAIN WITHIN DIMENSIONS	

DIMENSION STYLE		SCALE		DESIGN UNITS		THIRD ANGLE PROJECTION	
MM ONLY		5:1		METRIC		◎ □	
DRAWN BY		DATE		TITLE			
BGB		1992/08/21		HEADER ASSEMBLY			
CHECKED BY		DATE		MATERIAL NO.			
DMORJARTY		2004/12/03		DOCUMENT NO.			
APPROVED BY		DATE		Molex MOLEX INCORPORATED			
JDENNEHY		2004/12/03		SDA-90779			
SIZE		THIS DRAWING CONTAINS INFORMATION THAT IS PROPRIETARY TO MOLEX INCORPORATED AND SHOULD NOT BE USED WITHOUT WRITTEN PERMISSION					
A3		SHEET NO. 1 OF 1					

9 8 7 6 5 4 3 2 1