

Excellent Integrated System Limited

Stocking Distributor

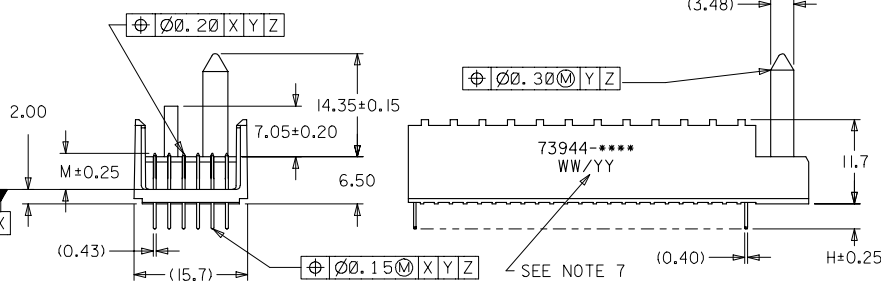
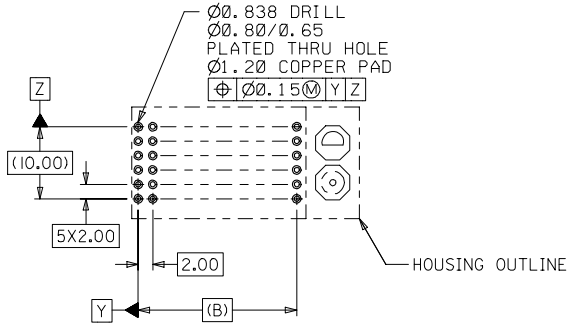
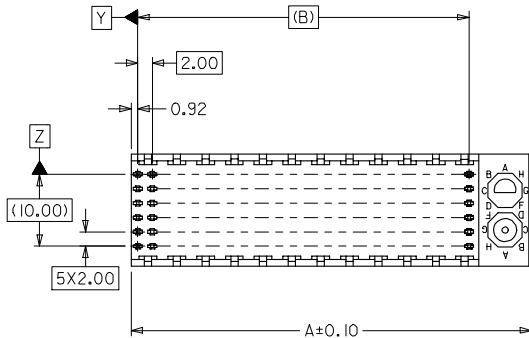
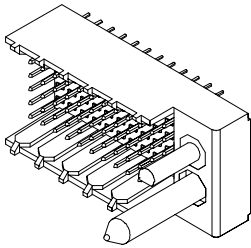
Click to view price, real time Inventory, Delivery & Lifecycle Information:

[Molex Connector Corporation](#)
[0739444016](#)

For any questions, you can email us directly:
sales@integrated-circuit.com

NOTES:

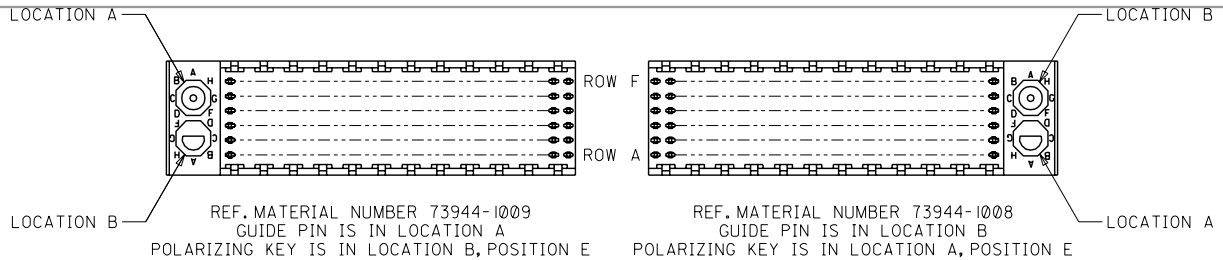
1. MATERIALS: HOUSING--LIQUID CRYSTAL POLYMER (LCP), GLASS FILLED, UL94V-0, COLOR: BLACK, TERMINAL: PHOSPHOR BRONZE.
2. FINISH: 0.75 MICROMETERS MINIMUM SELECTIVE GOLD (Au) IN MATING AREA 2.50 MICROMETERS MINIMUM SELECTIVE TIN (Sn) IN TAIL AREA NICKEL (Ni) UNDERPLATE OVERALL.
3. THIS PART CONFORMS TO MOLEX PRODUCT SPECIFICATION PS-73670-9999.
4. FOR MIXED CONTACT MATING LENGTHS, CONSULT FACTORY FOR AVAILABILITY.
5. SEE SHEET 2 FOR SPECIFIC MATERIAL NUMBERS.
6. PACKAGE PER PK-70873-0818.
7. PARTS MARKED WITH PART NUMBER AND DATE CODE, ON EITHER SIDE, APPROXIMATELY WHERE SHOWN.



PCB LAYOUT: COMPONENT SIDE
RECOMMENDED PCB THICKNESS: 2.50 MIN

2	A
1	G
SHT	REV

MODIFY FINISH NOTE EC NO. UCP2007-2259 GIDRINKAS:BARBA 2007/03/13 CHYKID:BARBER 2007/03/21 APPR:SHILLER 2007/03/22	QUALITY SYMBOLS ▽=0 ▽=0	GENERAL TOLERANCES (UNLESS SPECIFIED)		DIMENSION STYLE MM ONLY		SCALE 2:1	DESIGN UNITS METRIC	THIRD ANGLE PROJECTION	
		4 PLACES ±--- ±---	mm INCH	DRAWN BY JB INGHAM	DATE 1998/01/14	TITLE SALES ASSY HDM BACKPLANE POLAR/GUIDE OPTION SOLDER TAIL VERSION			
		3 PLACES ±--- ±---		CHECKED BY SREED	DATE 1998/01/14	MOLEX INCORPORATED			
		2 PLACES ±0.05 ±--- 1 PLACE ±0.10 ±--- ANGULAR ±1/2°		APPROVED BY BIXLER	DATE 1998/01/14	MATERIAL NO. SEE CHART	DOCUMENT NO. SD-73944-001	SHEET NO. 1 OF 2	
DRAFT WHERE APPLICABLE MUST REMAIN WITHIN DIMENSIONS		SIZE B		THIS DRAWING CONTAINS INFORMATION THAT IS PROPRIETARY TO MOLEX INCORPORATED AND SHOULD NOT BE USED WITHOUT WRITTEN PERMISSION					



REF. MATERIAL NUMBER 73944-1009
GUIDE PIN IS IN LOCATION A
POLARIZING KEY IS IN LOCATION B, POSITION E

REF. MATERIAL NUMBER 73944-1008
GUIDE PIN IS IN LOCATION B
POLARIZING KEY IS IN LOCATION A, POSITION E

MATERIAL NUMBER ASSIGNMENT

73944- * * * *

NUMBER	CIRCUIT SIZE	DIM "A"	DIM "B"	DIM "H"
0	72	31.60	22.00	2.00
1	144	55.60	46.00	2.00
2	72	31.60	22.00	2.50
3	144	55.60	46.00	2.50
4	72	31.60	22.00	3.00
5	144	55.60	46.00	3.00
6	72	31.60	22.00	3.50
7	144	55.60	46.00	3.50

NUMBER	DIM "M"
0	5.00
1	5.50
2	6.00

NUMBER	GUIDE POST LOCATION	POLAR KEY POSITION
00	B	A
01	A	
02	B	
03	A	B
04	B	
05	A	C
06	B	
07	A	D
08	B	
09	A	E
10	B	
11	A	F
12	B	
13	A	G
14	B	
15	A	H
16	B	
17	A	
18	N/A	N/A

SEE SHEET 1 EC NO. 081577 DRAWN BY BINGHAM CHK: REED APPR: BIXLER 98/02/03 98/02/03 98/02/03	QUALITY SYMBOLS MAJOR = 0 CRITICAL = 0 V = 0	GENERAL TOLERANCES: (UNLESS SPECIFIED)	SCALE 2 : 1	DESIGN UNITS <input checked="" type="checkbox"/> mm <input type="checkbox"/> INCH	THIRD ANGLE PROJECTION <input type="checkbox"/> INCH <input type="checkbox"/> mm <input checked="" type="checkbox"/> mm ONLY	DIMENSIONS: <input type="checkbox"/> INCH <input type="checkbox"/> mm <input checked="" type="checkbox"/> mm ONLY	SHT 2	REV 001
		DRAWN BY & DATE BINGHAM 98/01/14	CHECKED BY & DATE SREED 98/01/14	APPROVED BY & DATE CBIXLER 98/01/14	CAD FILENAME S73944X2.DGN	MATERIAL NO. SEE CHART	DRAWING NO. SD-73944-001	SHEET NO. 2