

Excellent Integrated System Limited

Stocking Distributor

Click to view price, real time Inventory, Delivery & Lifecycle Information:

[Comchip Technology](#)
[CPDF5V0-HF](#)


For any questions, you can email us directly:

sales@integrated-circuit.com

SMD ESD Protection Diode



CPDF Series-HF RoHS Device Halogen Free

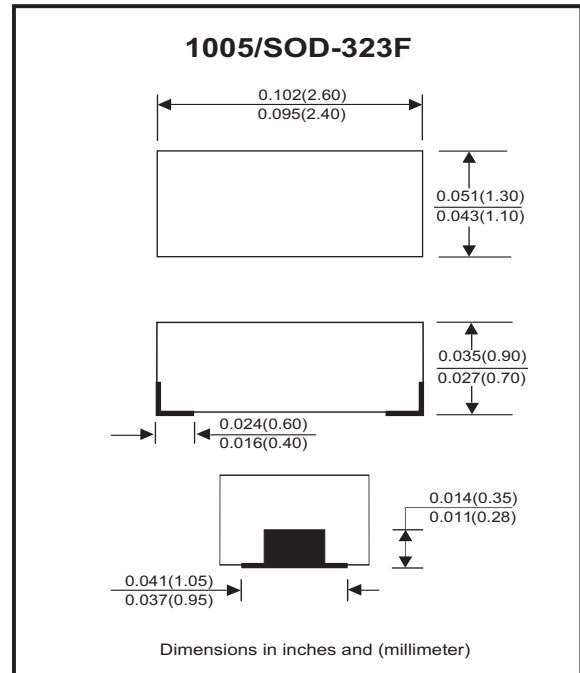


Features

- Bi-directional ESD protection.
- Surface mount package.
- High component density.

Mechanical data

- Case: 1005/SOD-323F standard package, molded plastic.
- Terminals: Gold plated, solderable per MIL-STD-750, method 2026.
- Marking Code:
 - CPDF5V0-HF: E05
 - CPDF12V-HF: E12
 - CPDF24V-HF: E24
- Mounting position: Any.
- Weight: 0.006 grams(approx.).



Circuit diagram



Electrical Characteristics (at TA=25°C unless otherwise noted)

Parameter	Conditions	Symbol	Min	Typ	Max	Unit
Diode breakdown voltage	CPDF5V0-HF CPDF12V-HF CPDF24V-HF IR = 1mA	V _{BD}	5.1 13 25	7.0 17 28		V
Leakage current	CPDF5V0-HF CPDF12V-HF CPDF24V-HF VR = 5V VR = 12V VR = 24V	I _L		0.1	2.0	uA
Junction capacitance	CPDF5V0-HF CPDF12V-HF CPDF24V-HF VR = 0V, f = 1MHz	C _T		15 12 10	20 - -	pF
ESD capability	CPDF Series-HF IEC 61000-4-2(air) IEC 61000-4-2(contact)	ESD			16 8	kV
Clamping voltage	CPDF5V0-HF CPDF12V-HF CPDF24V-HF IPP = 1A, TP=8/20us IPP = 5A, TP=8/20us IPP = 1A, TP=8/20us IPP = 1A, TP=8/20us	V _C			10 15 25 47	V
Peak pulse power	CPDF5V0-HF CPDF12V-HF CPDF24V-HF TP=8/20us	PPP			75 25 47	W
Operation temperature range	CPDF Series-HF	T _j	-40		125	°C
Storage temperature range	CPDF Series-HF	T _{STG}	-55		150	°C

SMD ESD Protection Diode



RATING AND CHARACTERISTIC CURVES (CPDF Series-HF)

Fig.1 - Peak Pulse Current Wave
Form Acc. IEC 61000-4-5

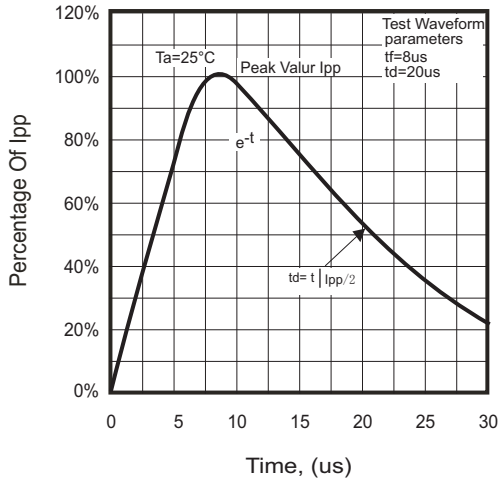


Fig.2-1 - Reverse Characteristics

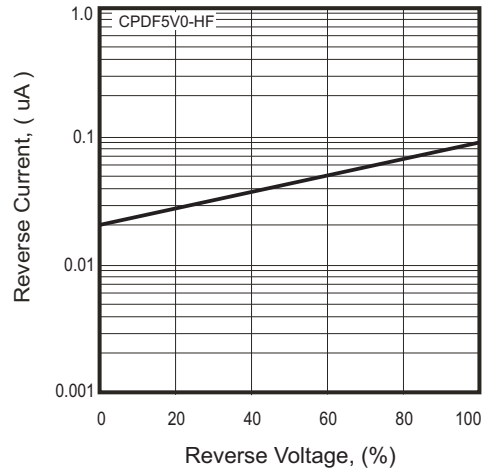


Fig.2-2 - Reverse Characteristics

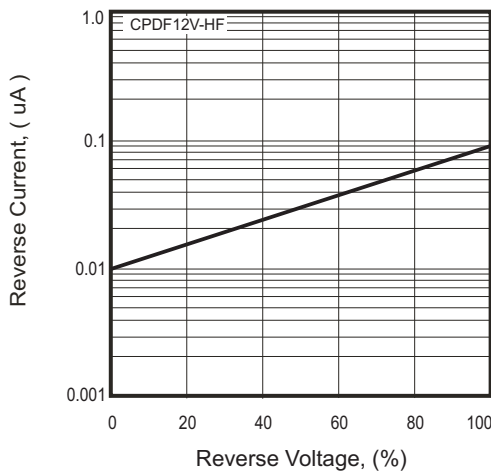


Fig.2-3 - Reverse Characteristics

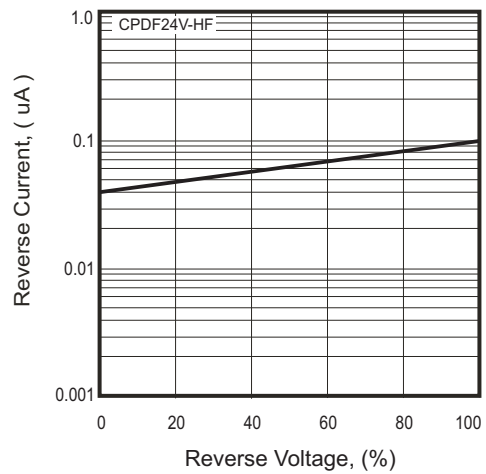


Fig.3 - Capacitance Between Terminals Characteristics

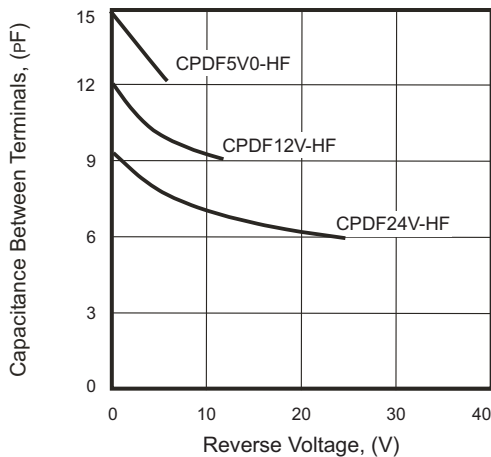
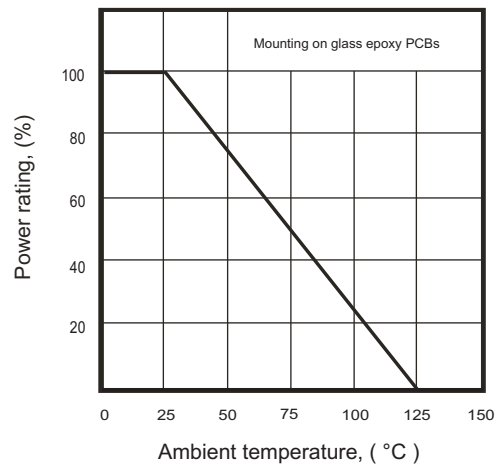


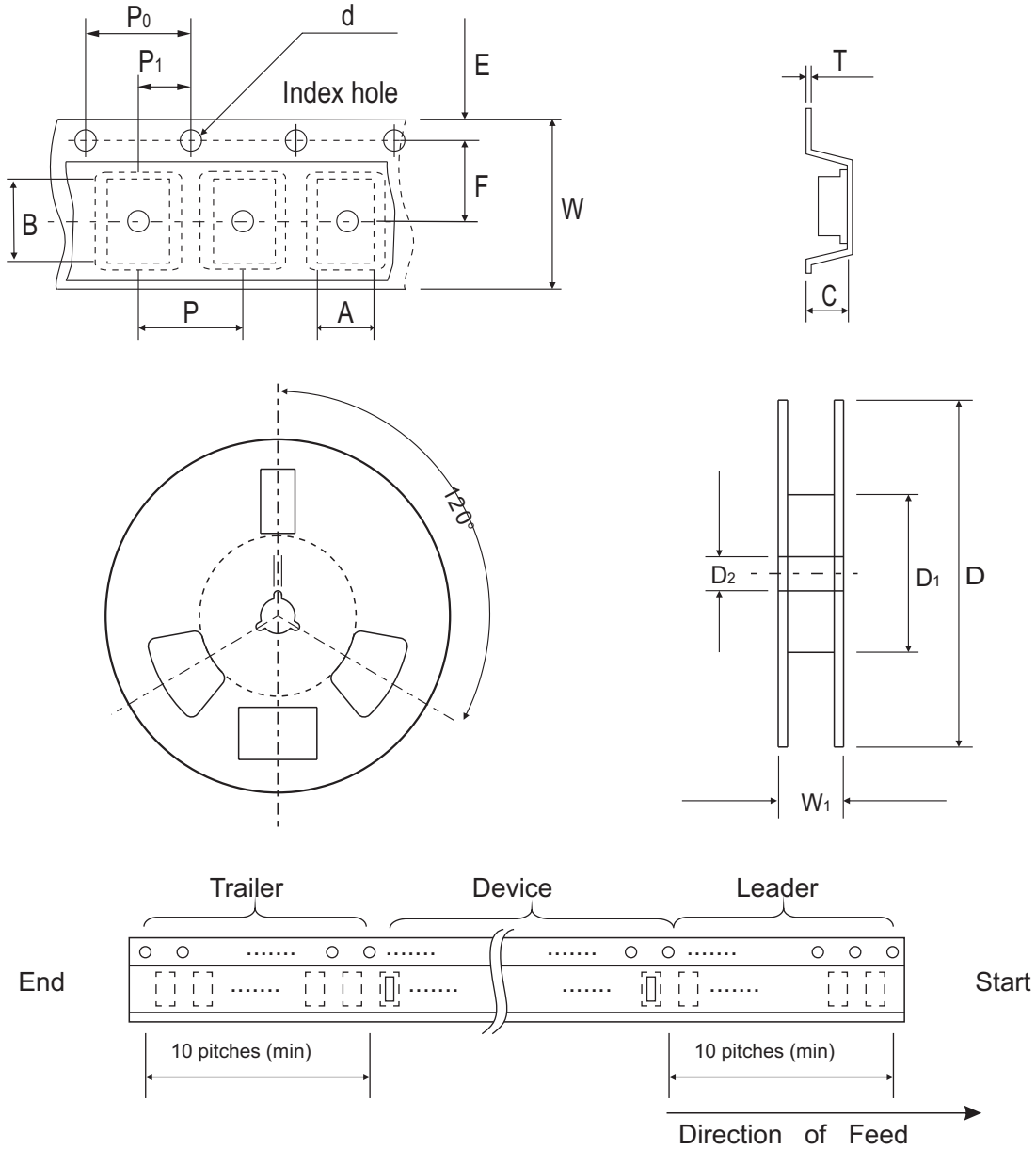
Fig. 4 - Power rating derating curve



SMD ESD Protection Diode



Reel Taping Specification



1005 (SOD-323F)	SYMBOL	A	B	C	d	D	D ₁	D ₂
	(mm)	1.55 ± 0.10	2.65 ± 0.10	1.05 ± 0.10	1.55 ± 0.05	178 ± 1.0	60.0 MIN.	13.00 ± 0.20
	(inch)	0.061 ± 0.004	0.104 ± 0.004	0.041 ± 0.004	0.061 ± 0.002	7.008 ± 0.04	2.362 MIN.	0.512 ± 0.008

1005 (SOD-323F)	SYMBOL	E	F	P	P ₀	P ₁	T	W	W ₁
	(mm)	1.75 ± 0.10	3.50 ± 0.05	4.00 ± 0.10	4.00 ± 0.10	2.00 ± 0.05	0.23 ± 0.05	8.00 ± 0.20	13.5 MAX.
	(inch)	0.069 ± 0.004	0.138 ± 0.002	0.157 ± 0.004	0.157 ± 0.004	0.079 ± 0.002	0.009 ± 0.002	0.315 ± 0.008	0.531 MAX.

SMD ESD Protection Diode

Marking Code

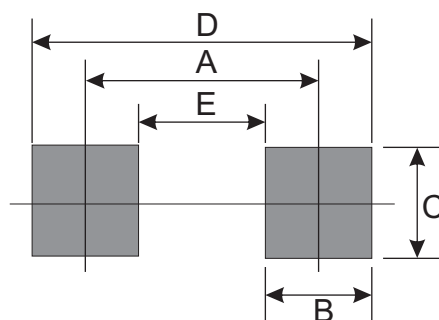
Part Number	Marking Code
CPDF5V0-HF	E05
CPDF12V-HF	E12
CPDF24V-HF	E24



xxx = Product type marking code

Suggested PAD Layout

SIZE	1005/SOD-323F	
	(mm)	(inch)
A	2.10	0.083
B	1.20	0.047
C	1.20	0.047
D	3.30	0.130
E	0.90	0.035



Standard Packaging

Case Type	Qty Per Reel	Reel Size
	(Pcs)	(inch)
1005/SOD-323F	4,000	7