

Excellent Integrated System Limited

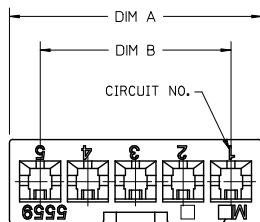
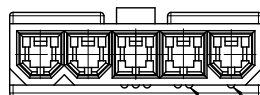
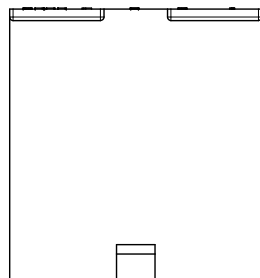
Stocking Distributor

Click to view price, real time Inventory, Delivery & Lifecycle Information:

[Molex Connector Corporation](#)
[0026013093](#)

For any questions, you can email us directly:

sales@integrated-circuit.com

FACTORY ID
SEE NOTE 135 CKT WITHOUT
MOUNTING EARS SHOWNRIB INDICATES
CIRCUIT #1
RIBS INDICATE
CIRCUIT #2

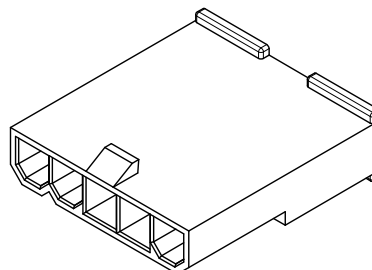
MATERIAL NUMBER	ENGINEERING NUMBER	MOUNTING OPTION	CKT SIZE	DIM A	DIM B	DIM C	DIM D
46999-0096	5559-04P2-225	W/EARS	4	.709 (18.00)	.496 (12.60)	.724 (18.40)	.921 (23.40)
26-01-3093	5559-04P3-225	NO EARS					
NOT TOOLED	5559-05P2-225	W/EARS	5	.874 (22.20)	.661 (16.80)	.890 (22.60)	1.087 (27.60)
50-36-1681	5559-05P3-225	NO EARS					

LEGEND

5559-**-** P - - -
BASE NO. - - -
CIRCUIT SIZE (04-05)
PLUG

MATERIAL OPTION:
SEE NOTE 1

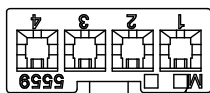
MOUNTING AND LOCK OPTION:
2=WITH EARS, POSITIVE LOCK
3=WITHOUT EARS, POSITIVE LOCK



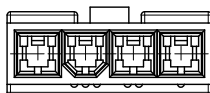
NOTES:

- 1) MATERIAL:
"225" = NYLON (PA6), UL94V-0, COLOR: BLACK, IEC 60335-1, 4th EDITION
GLOW WIRE CAPABLE.
- 2) FINISH: NOT APPLICABLE
- 3) PRODUCT SPECIFICATION: PS-5556-001
- 4) PACKAGING: BULK PER PK-5559-003
- 5) PART MATES WITH MOLEX RECEPTACLE #5557.
- 6) PART TO BE USED WITH MOLEX MALE TERMINAL #5558.
- 7) PART IS NOT DESIGNED FOR CURRENT SHARING.
- 8) CONNECTORS ARE NOT TO BE MATED OR UNMATED WHILE CIRCUITS ARE LIVE.
- 9) WIRES ARE TO BE DRESSED IN SUCH A MANNER TO ALLOW THE TERMINALS TO FLOAT FREELY IN THE POCKET.
- 10) PANEL MOUNT VERSION IS FOR USE WITH .031-.079/(0.80/2.00) THICK PANELS.
- 11) PANEL SHOULD BE PUNCHED IN THE DIRECTION OF CONNECTOR INSERTION.
- 12) PART CONFORMS TO CLASS "B" REQUIREMENTS OF COSMETIC SPECIFICATION PS-45499-002 WITH THE EXCEPTION OF DISCOLORATION, FLASH AND SINK MEET CLASS "C" REQUIREMENTS.
- 13) FACTORY ID MAY BE LOCATED ON EARS.

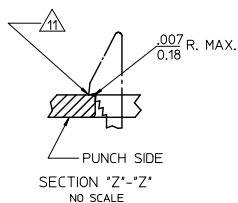
ADD SECTION Z-Z EC NO: UCP2015-4206 DRAWING NO: 2014/01/03 CHKD: J.BELL 2014/01/03 APPR: F.S.MITH 2014/05/16 REV	QUALITY SYMBOLS ▽=0 ▽=0 ▽=0	GENERAL TOLERANCES (UNLESS SPECIFIED) mm INCH 4 PLACES ± .005 ± .005 3 PLACES ± .010 ± .010 2 PLACES ± 0.25 ± .015 1 PLACE ± 0.38 ± .015 0 PLACE ± .005 ± .005	DIMENSION STYLE IN/MM	SCALE 4:1	DESIGN UNITS METRIC	THIRD ANGLE PROJECTION	TITLE MINI-FIT JR. SERIES PLUG SINGLE ROW (GLOW WIRE)	DOCUMENT NO. SD-5559-525	SHEET NO. 1 OF 2
A6									



FACTORY ID
SEE NOTE 13

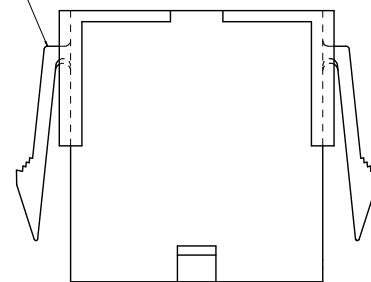


4 CKT WITHOUT
MOUNTING EARS SHOWN

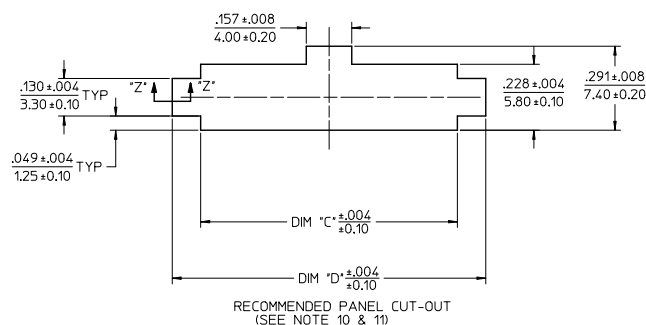


PUNCH SIDE
SECTION "Z"- "Z"
NO SCALE

SEE NOTE 13



WITH MOUNTING EARS



SEE SHEET 1 EC NO: UC72015-4208 DRAWING NO: 7014/0103 CHKD: BELL 7014/0103 APPR: SM1 TH 7014/0516	DESCRIPTION	QUALITY SYMBOLS ▽=0 ▽=0 ▽=0	GENERAL TOLERANCES (UNLESS SPECIFIED)		DIMENSION STYLE		SCALE	DESIGN UNITS	THIRD ANGLE PROJECTION		TITLE MINI-FIT JR. SERIES PLUG SINGLE ROW (GLOW WIRE) molex
					IN/MM		1:1	METRIC	⊙ ⊐		
					DRAWN BY DATE		TITLE				
			4 PLACES ± ±		LSCHM1DT 2007/07/02						
			3 PLACES ± ±		CHECKED BY DATE						
			2 PLACES ± ±		ADERR 2007/07/03						
			1 PLACE ± ±		APPROVED BY DATE						
			0 PLACE ± ±		SM1 TH 2011/03/10						
			ANGULAR ±1/2°		MATERIAL NO.		DOCUMENT NO.		SHEET NO.		
			DRAFT WHERE APPLICABLE MUST REMAIN WITHIN DIMENSIONS		SEE SHEET 1		SD-5559-525		2 OF 2		

A6	REV	SIZE	THIS DRAWING CONTAINS INFORMATION THAT IS PROPRIETARY TO MOLEX INCORPORATED AND SHOULD NOT BE USED WITHOUT WRITTEN PERMISSION	